



**BOARD OF SUPERVISORS
OF APACHE COUNTY**

JOE SHIRLEY, JR.
CHAIRMAN OF THE BOARD
DISTRICT I
P.O. Box 1952, Chinle, AZ 86503

TOM M. WHITE, JR.
VICE-CHAIR OF THE BOARD
DISTRICT II
P.O. Box 994, Ganado, AZ 86505


BARRY WELLER
MEMBER OF THE BOARD
DISTRICT III
P.O. Box 428, St. Johns, AZ 85936

P.O. BOX 428
ST. JOHNS, ARIZONA 85936

TELEPHONE: (928) 337-7503
FACSIMILE: (928) 337-2003

DELWIN P. WENGERT, MANAGER-CLERK
ST. JOHNS, AZ 85936


I, Angela C. Romero, Apache County Elections Director, do hereby certify that the foregoing Summary of Votes Cast is a true, correct and complete tabulation of the votes cast at the Presidential Preference Election held in Apache County, State of Arizona on the 22nd day of March, 2016, showing the name of each candidate and the number of votes each candidate received, or the title of each ballot measure and the number of votes for and against in said election.


Angela C. Romero
Elections Director


3/30/16
Date

The attached twenty-nine (29) pages reflect the results of the March 22, 2016 Presidential Preference Election. For those offices to be canvassed by the Apache County Board of Supervisors, these results are hereby approved by the Board as the Official Canvass of the March 22, 2016 Presidential Preference Election.

APPROVED THIS 30th DAY OF MARCH, 2016.



Joe Shirley, Jr.
Chairman of the Board

ATTEST: 

Delwin P. Wengert
Clerk of the Board

Election Summary Report
2016 Apache County Presidential Preference
Summary For Jurisdiction Wide, All Counters, All Races
OFFICIAL CANVASS

Date:03/29/16
 Time:13:57:55
 Page:1 of 1

Registered Voters 34635 - Cards Cast 11360 32.80%

Num. Report Precinct 41 - Num. Reporting 41 100.00%

President - Dem	DEM	
	Total	
Number of Precincts	41	
Precincts Reporting	41	100.0 %
Times Counted	8093/26731	30.3 %
Total Votes	8060	
De La Fuente, Roque	78	0.97%
Steinberg, Michael	116	1.44%
Sanders, Bernie	2415	29.96%
O'Malley, Martin J.	112	1.39%
Clinton, Hillary	5264	65.31%
Hewes, Henry	75	0.93%

President - Rep	REP	
	Total	
Number of Precincts	41	
Precincts Reporting	41	100.0 %
Times Counted	3244/7870	41.2 %
Total Votes	3233	
Santorum, Rick	14	0.43%
Cook, Tim	11	0.34%
Paul, Rand	24	0.74%
Rubio, Marco	124	3.84%
Graham, Lindsey	12	0.37%
Kasich, John R.	189	5.85%
Bush, Jeb	68	2.10%
Trump, Donald J.	1389	42.96%
Fiorina, Carly	10	0.31%
Pataki, George E.	4	0.12%
Cruz, Ted	1271	39.31%
Huckabee, Mike	13	0.40%
Christie, Chris	20	0.62%
Carson, Ben	84	2.60%

President - Gre	GRN	
	Total	
Number of Precincts	41	
Precincts Reporting	41	100.0 %
Times Counted	23/34	67.6 %
Total Votes	23	
Mesplay, Kent	7	30.43%
Stein, Jill	16	69.57%

Statement of Votes Cast
 2016 Apache County Presidential Preference
 SOVC For Jurisdiction Wide, All Counters, All Races
 OFFICIAL CANVASS

Date:03/29/16
 Time:13:58:42
 Page:1 of 28

	TURN OUT		
	Reg. Voters	Cards Cast	% Turnout
Jurisdiction Wide			
02 Alpine			
Polling	261	45	17.24%
Early Voting	261	100	38.31%
Provisional	261	3	1.15%
Total	261	148	56.70%
03 Canyon De Chelly			
Polling	2270	276	12.16%
Early Voting	2270	244	10.75%
Provisional	2270	48	2.11%
Total	2270	568	25.02%
05 Chinle			
Polling	1160	150	12.93%
Early Voting	1160	127	10.95%
Provisional	1160	27	2.33%
Total	1160	304	26.21%
09 Concho			
Polling	1091	136	12.47%
Early Voting	1091	444	40.70%
Provisional	1091	17	1.56%
Total	1091	597	54.72%
10 Cornfields			
Polling	593	135	22.77%
Early Voting	593	53	8.94%
Provisional	593	14	2.36%
Total	593	202	34.06%
11 Cottonwood			
Polling	906	179	19.76%
Early Voting	906	95	10.49%
Provisional	906	9	0.99%
Total	906	283	31.24%
13 Dennehotso			
Polling	761	168	22.08%
Early Voting	761	34	4.47%
Provisional	761	4	0.53%
Total	761	206	27.07%
16 Eagar .17 Flat Top			
Polling	1419	216	15.22%
Early Voting	1419	494	34.81%
Provisional	1419	21	1.48%
Total	1419	731	51.52%
19 Fort Defiance			
Polling	2142	343	16.01%
Early Voting	2142	342	15.97%
Provisional	2142	39	1.82%
Total	2142	724	33.80%
22 Ganado North			
Polling	569	89	15.64%
Early Voting	569	71	12.48%
Provisional	569	8	1.41%
Total	569	168	29.53%
23 Ganado South			
Polling	920	140	15.22%
Early Voting	920	103	11.20%
Provisional	920	11	1.20%
Total	920	254	27.61%
25 Greer			
Polling	106	19	17.92%
Early Voting	106	39	36.79%
Provisional	106	0	0.00%
Total	106	58	54.72%

Statement of Votes Cast
 2016 Apache County Presidential Preference
 SOVC For Jurisdiction Wide, All Counters, All Races
 OFFICIAL CANVASS

Date:03/29/16
 Time:13:58:42
 Page:2 of 28

	TURN OUT		
	Reg. Voters	Cards Cast	% Turnout
27 Houck			
Polling	894	134	14.99%
Early Voting	894	121	13.53%
Provisional	894	21	2.35%
Total	894	276	30.87%
29 Kinlichee			
Polling	786	197	25.06%
Early Voting	786	66	8.40%
Provisional	786	14	1.78%
Total	786	277	35.24%
31 Klagetoh			
Polling	693	131	18.90%
Early Voting	693	74	10.68%
Provisional	693	10	1.44%
Total	693	215	31.02%
33 Lukachukai			
Polling	1270	166	13.07%
Early Voting	1270	55	4.33%
Provisional	1270	17	1.34%
Total	1270	238	18.74%
35 Lupton			
Polling	557	101	18.13%
Early Voting	557	51	9.16%
Provisional	557	13	2.33%
Total	557	165	29.62%
37 McNary			
Polling	113	18	15.93%
Early Voting	113	5	4.42%
Provisional	113	0	0.00%
Total	113	23	20.35%
39 Many Farms			
Polling	1203	247	20.53%
Early Voting	1203	111	9.23%
Provisional	1203	2	0.17%
Total	1203	360	29.93%
41 Mexican Water			
Polling	176	21	11.93%
Early Voting	176	8	4.55%
Provisional	176	0	0.00%
Total	176	29	16.48%
43 Nazlini			
Polling	747	117	15.66%
Early Voting	747	97	12.99%
Provisional	747	19	2.54%
Total	747	233	31.19%
45 Nutrioso			
Polling	197	22	11.17%
Early Voting	197	102	51.78%
Provisional	197	4	2.03%
Total	197	128	64.97%
46 Oak Springs			
Polling	381	91	23.88%
Early Voting	381	36	9.45%
Provisional	381	13	3.41%
Total	381	140	36.75%
48 Puerco East 49 Puerco West			
Polling	1015	146	14.38%
Early Voting	1015	168	16.55%
Provisional	1015	23	2.27%
Total	1015	337	33.20%
51 Red Mesa			

Statement of Votes Cast
 2016 Apache County Presidential Preference
 SOVC For Jurisdiction Wide, All Counters, All Races
 OFFICIAL CANVASS

Date:03/29/16
 Time:13:58:42
 Page:3 of 28

	TURN OUT		
	Reg. Voters	Cards Cast	% Turnout
Polling	299	25	8.36%
Early Voting	299	13	4.35%
Provisional	299	0	0.00%
Total	299	38	12.71%
52 Red Valley			
Polling	732	73	9.97%
Early Voting	732	43	5.87%
Provisional	732	0	0.00%
Total	732	116	15.85%
54 Rock Point			
Polling	931	214	22.99%
Early Voting	931	43	4.62%
Provisional	931	0	0.00%
Total	931	257	27.60%
56 Rough Rock			
Polling	584	106	18.15%
Early Voting	584	36	6.16%
Provisional	584	5	0.86%
Total	584	147	25.17%
58 Round Rock			
Polling	689	127	18.43%
Early Voting	689	35	5.08%
Provisional	689	16	2.32%
Total	689	178	25.83%
61 St. Johns _12 Coronado			
Polling	1482	238	16.06%
Early Voting	1482	417	28.14%
Provisional	1482	35	2.36%
Total	1482	690	46.56%
65 St. Michaels			
Polling	1422	235	16.53%
Early Voting	1422	218	15.33%
Provisional	1422	24	1.69%
Total	1422	477	33.54%
67 Sawmill			
Polling	587	114	19.42%
Early Voting	587	61	10.39%
Provisional	587	13	2.21%
Total	587	188	32.03%
70 Springerville _59 Round Valley			
Polling	1099	168	15.29%
Early Voting	1099	342	31.12%
Provisional	1099	8	0.73%
Total	1099	518	47.13%
74 Steamboat			
Polling	1027	177	17.23%
Early Voting	1027	115	11.20%
Provisional	1027	16	1.56%
Total	1027	308	29.99%
76 Sweetwater			
Polling	630	84	13.33%
Early Voting	630	46	7.30%
Provisional	630	3	0.48%
Total	630	133	21.11%
78 Tachee			
Polling	433	70	16.17%
Early Voting	433	33	7.62%
Provisional	433	14	3.23%
Total	433	117	27.02%
80 Teec Nos Pos			
Polling	680	40	5.88%

Statement of Votes Cast
 -2016 Apache County Presidential Preference
 SOVC For Jurisdiction Wide, All Counters, All Races
 OFFICIAL CANVASS

Date:03/29/16

Time:13:58:42

Page:4 of 28

	TURN OUT		
	Reg. Voters	Cards Cast	% Turnout
Early Voting	680	60	8.82%
Provisional	680	8	1.18%
Total	680	108	15.88%
82 Vernon			
Polling	856	121	14.14%
Early Voting	856	376	43.93%
Provisional	856	21	2.45%
Total	856	518	60.51%
84 Wheatfields			
Polling	1073	204	19.01%
Early Voting	1073	88	8.20%
Provisional	1073	25	2.33%
Total	1073	317	29.54%
86 Wide Ruins			
Polling	581	104	17.90%
Early Voting	581	61	10.50%
Provisional	581	6	1.03%
Total	581	171	29.43%
88 Window Rock			
Polling	1300	183	14.08%
Early Voting	1300	212	16.31%
Provisional	1300	20	1.54%
Total	1300	415	31.92%
Total			
Polling	34635	5570	16.08%
Early Voting	34635	5239	15.13%
Provisional	34635	551	1.59%
Total	34635	11360	32.80%

Statement of Votes Cast
 2016 Apache County Presidential Preference
 SOVC For Jurisdiction Wide, All Counters, All Races
 OFFICIAL CANVASS

Date:03/29/16
 Time:13:58:42
 Page:5 of 28

	President - Dem					
	Reg. Voters	Times Counted	Total Votes	De La Fuente, Roque	Steinberg, Michael	Sanders, Bernie
Jurisdiction Wide						
02 Alpine						
Polling	80	11	9	0 0.00%	0 0.00%	5 55.56%
Early Voting	80	30	29	0 0.00%	1 3.45%	15 51.72%
Provisional	80	0	0	0 -	0 -	0 -
Total	80	41	38	0 0.00%	1 2.63%	20 52.63%
03 Canyon De Chelly						
Polling	1939	251	251	1 0.40%	5 1.99%	76 30.28%
Early Voting	1939	218	217	0 0.00%	3 1.38%	54 24.88%
Provisional	1939	46	46	2 4.35%	1 2.17%	13 28.26%
Total	1939	515	514	3 0.58%	9 1.75%	143 27.82%
05 Chinle						
Polling	979	133	133	0 0.00%	1 0.75%	41 30.83%
Early Voting	979	105	105	0 0.00%	0 0.00%	32 30.48%
Provisional	979	25	25	0 0.00%	0 0.00%	6 24.00%
Total	979	263	263	0 0.00%	1 0.38%	79 30.04%
09 Concho						
Polling	312	23	23	0 0.00%	0 0.00%	17 73.91%
Early Voting	312	98	98	3 3.06%	1 1.02%	55 56.12%
Provisional	312	1	1	0 0.00%	0 0.00%	1 100.00%
Total	312	122	122	3 2.46%	1 0.82%	73 59.84%
10 Cornfields						
Polling	540	131	131	0 0.00%	3 2.29%	36 27.48%
Early Voting	540	46	46	0 0.00%	0 0.00%	13 28.26%
Provisional	540	13	13	0 0.00%	1 7.69%	4 30.77%
Total	540	190	190	0 0.00%	4 2.11%	53 27.89%
11 Cottonwood						
Polling	822	169	169	0 0.00%	5 2.96%	34 20.12%
Early Voting	822	87	86	0 0.00%	3 3.49%	16 18.60%
Provisional	822	9	9	0 0.00%	0 0.00%	2 22.22%
Total	822	265	264	0 0.00%	8 3.03%	52 19.70%
13 Dennehotso						
Polling	626	139	139	1 0.72%	1 0.72%	23 16.55%
Early Voting	626	29	29	0 0.00%	0 0.00%	6 20.69%
Provisional	626	4	4	0 0.00%	0 0.00%	0 0.00%
Total	626	172	172	1 0.58%	1 0.58%	29 16.86%
16 Eagar .17 Flat Top						
Polling	393	38	37	1 2.70%	0 0.00%	24 64.86%
Early Voting	393	113	111	2 1.80%	4 3.60%	53 47.75%
Provisional	393	3	3	0 0.00%	0 0.00%	1 33.33%
Total	393	154	151	3 1.99%	4 2.65%	78 51.66%
19 Fort Defiance						
Polling	1749	283	283	4 1.41%	3 1.06%	113 39.93%
Early Voting	1749	293	292	3 1.03%	2 0.68%	92 31.51%
Provisional	1749	31	31	0 0.00%	0 0.00%	13 41.94%
Total	1749	607	606	7 1.16%	5 0.83%	218 35.97%
22 Ganado North						
Polling	505	84	84	1 1.19%	0 0.00%	13 15.48%
Early Voting	505	70	69	1 1.45%	2 2.90%	20 28.99%
Provisional	505	8	8	0 0.00%	0 0.00%	1 12.50%
Total	505	162	161	2 1.24%	2 1.24%	34 21.12%
23 Ganado South						
Polling	809	131	131	0 0.00%	1 0.76%	29 22.14%
Early Voting	809	92	92	1 1.09%	4 4.35%	25 27.17%
Provisional	809	11	11	0 0.00%	0 0.00%	5 45.45%
Total	809	234	234	1 0.43%	5 2.14%	59 25.21%
25 Greer						
Polling	34	3	3	0 0.00%	0 0.00%	2 66.67%
Early Voting	34	14	14	1 7.14%	0 0.00%	7 50.00%
Provisional	34	0	0	0 -	0 -	0 -
Total	34	17	17	1 5.88%	0 0.00%	9 52.94%

Statement of Votes Cast
 2016 Apache County Presidential Preference
 SOVC For Jurisdiction Wide, All Counters, All Races
 OFFICIAL CANVASS

Date:03/29/16
 Time:13:58:42
 Page:6 of 28

	President - Dem					
	Reg. Voters	Times Counted	Total Votes	De La Fuente, Roque	Steinberg, Michael	Sanders, Bernie
27 Houck						
Polling	776	123	123	1 0.81%	0 0.00%	39 31.71%
Early Voting	776	107	106	3 2.83%	2 1.89%	24 22.64%
Provisional	776	20	19	0 0.00%	1 5.26%	9 47.37%
Total	776	250	248	4 1.61%	3 1.21%	72 29.03%
29 Kinlichee						
Polling	724	188	187	1 0.53%	3 1.60%	43 22.99%
Early Voting	724	63	63	0 0.00%	2 3.17%	16 25.40%
Provisional	724	14	13	0 0.00%	0 0.00%	2 15.38%
Total	724	265	263	1 0.38%	5 1.90%	61 23.19%
31 Klagetoh						
Polling	600	120	120	3 2.50%	2 1.67%	33 27.50%
Early Voting	600	67	67	0 0.00%	1 1.49%	19 28.36%
Provisional	600	9	8	0 0.00%	0 0.00%	3 37.50%
Total	600	196	195	3 1.54%	3 1.54%	55 28.21%
33 Lukachukai						
Polling	1183	158	158	0 0.00%	1 0.63%	25 15.82%
Early Voting	1183	52	51	1 1.96%	0 0.00%	11 21.57%
Provisional	1183	15	15	0 0.00%	0 0.00%	4 26.67%
Total	1183	225	224	1 0.45%	1 0.45%	40 17.86%
35 Lupton						
Polling	491	92	91	0 0.00%	1 1.10%	22 24.18%
Early Voting	491	51	51	1 1.96%	0 0.00%	16 31.37%
Provisional	491	12	11	0 0.00%	0 0.00%	5 45.45%
Total	491	155	153	1 0.65%	1 0.65%	43 28.10%
37 McNary						
Polling	97	18	18	0 0.00%	0 0.00%	3 16.67%
Early Voting	97	5	5	0 0.00%	0 0.00%	0 0.00%
Provisional	97	0	0	0 0.00%	0 0.00%	0 0.00%
Total	97	23	23	0 0.00%	0 0.00%	3 13.04%
39 Many Farms						
Polling	1111	247	247	3 1.21%	3 1.21%	47 19.03%
Early Voting	1111	100	100	0 0.00%	1 1.00%	21 21.00%
Provisional	1111	2	2	0 0.00%	0 0.00%	1 50.00%
Total	1111	349	349	3 0.86%	4 1.15%	69 19.77%
41 Mexican Water						
Polling	143	16	16	0 0.00%	0 0.00%	1 6.25%
Early Voting	143	8	8	0 0.00%	0 0.00%	0 0.00%
Provisional	143	0	0	0 0.00%	0 0.00%	0 0.00%
Total	143	24	24	0 0.00%	0 0.00%	1 4.17%
43 Nazlini						
Polling	668	107	106	0 0.00%	1 0.94%	32 30.19%
Early Voting	668	95	95	1 1.05%	1 1.05%	31 32.63%
Provisional	668	17	17	0 0.00%	0 0.00%	3 17.65%
Total	668	219	218	1 0.46%	2 0.92%	66 30.28%
45 Nutrioso						
Polling	65	9	9	0 0.00%	0 0.00%	7 77.78%
Early Voting	65	31	31	0 0.00%	0 0.00%	18 58.06%
Provisional	65	0	0	0 0.00%	0 0.00%	0 0.00%
Total	65	40	40	0 0.00%	0 0.00%	25 62.50%
46 Oak Springs						
Polling	345	85	85	0 0.00%	0 0.00%	18 21.18%
Early Voting	345	34	34	0 0.00%	1 2.94%	11 32.35%
Provisional	345	12	12	0 0.00%	0 0.00%	1 8.33%
Total	345	131	131	0 0.00%	1 0.76%	30 22.90%
48 Puerco East 49 Puerco West						
Polling	813	124	124	1 0.81%	1 0.81%	49 39.52%
Early Voting	813	121	119	0 0.00%	5 4.20%	44 36.97%
Provisional	813	17	17	0 0.00%	0 0.00%	6 35.29%
Total	813	262	260	1 0.38%	6 2.31%	99 38.08%
51 Red Mesa						

Statement of Votes Cast
 2016 Apache County Presidential Preference
 SOVC For Jurisdiction Wide, All Counters, All Races
 OFFICIAL CANVASS

Date:03/29/16
 Time:13:58:42
 Page:7 of 28

	President - Dem					
	Reg. Voters	Times Counted	Total Votes	De La Fuente, Roque	Steinberg, Michael	Sanders, Bernie
Polling	227	20	20	1 5.00%	1 5.00%	13 65.00%
Early Voting	227	10	10	0 0.00%	0 0.00%	4 40.00%
Provisional	227	0	0	0 -	0 -	0 -
Total	227	30	30	1 3.33%	1 3.33%	17 56.67%
52 Red Valley						
Polling	560	57	57	4 7.02%	0 0.00%	10 17.54%
Early Voting	560	34	33	1 3.03%	1 3.03%	15 45.45%
Provisional	560	0	0	0 -	0 -	0 -
Total	560	91	90	5 5.56%	1 1.11%	25 27.78%
54 Rock Point						
Polling	842	188	188	0 0.00%	0 0.00%	53 28.19%
Early Voting	842	42	42	0 0.00%	0 0.00%	7 16.67%
Provisional	842	0	0	0 -	0 -	0 -
Total	842	230	230	0 0.00%	0 0.00%	60 26.09%
56 Rough Rock						
Polling	532	100	100	1 1.00%	1 1.00%	26 26.00%
Early Voting	532	33	33	0 0.00%	2 6.06%	13 39.39%
Provisional	532	5	5	0 0.00%	0 0.00%	0 0.00%
Total	532	138	138	1 0.72%	3 2.17%	39 28.26%
58 Round Rock						
Polling	638	119	119	1 0.84%	1 0.84%	18 15.13%
Early Voting	638	34	34	0 0.00%	1 2.94%	7 20.59%
Provisional	638	16	16	0 0.00%	0 0.00%	2 12.50%
Total	638	169	169	1 0.59%	2 1.18%	27 15.98%
61 St. Johns _12 Coronado						
Polling	722	79	78	5 6.41%	2 2.56%	48 61.54%
Early Voting	722	152	149	9 6.04%	3 2.01%	71 47.65%
Provisional	722	10	10	0 0.00%	2 20.00%	5 50.00%
Total	722	241	237	14 5.91%	7 2.95%	124 52.32%
65 St. Michaels						
Polling	1220	205	205	1 0.49%	2 0.98%	69 33.66%
Early Voting	1220	196	196	4 2.04%	2 1.02%	61 31.12%
Provisional	1220	22	22	0 0.00%	0 0.00%	13 59.09%
Total	1220	423	423	5 1.18%	4 0.95%	143 33.81%
67 Sawmill						
Polling	528	104	104	0 0.00%	4 3.85%	37 35.58%
Early Voting	528	57	57	0 0.00%	2 3.51%	9 15.79%
Provisional	528	12	12	0 0.00%	0 0.00%	6 50.00%
Total	528	173	173	0 0.00%	6 3.47%	52 30.06%
70 Springerville _59 Round Valley						
Polling	410	39	39	1 2.56%	2 5.13%	22 56.41%
Early Voting	410	124	122	7 5.74%	3 2.46%	51 41.80%
Provisional	410	1	1	0 0.00%	0 0.00%	0 0.00%
Total	410	164	162	8 4.94%	5 3.09%	73 45.06%
74 Steamboat						
Polling	955	170	170	0 0.00%	2 1.18%	43 25.29%
Early Voting	955	111	110	0 0.00%	2 1.82%	22 20.00%
Provisional	955	16	16	0 0.00%	0 0.00%	4 25.00%
Total	955	297	296	0 0.00%	4 1.35%	69 23.31%
76 Sweetwater						
Polling	506	69	69	0 0.00%	2 2.90%	21 30.43%
Early Voting	506	41	41	0 0.00%	2 4.88%	14 34.15%
Provisional	506	3	3	0 0.00%	0 0.00%	2 66.67%
Total	506	113	113	0 0.00%	4 3.54%	37 32.74%
78 Tachee						
Polling	398	67	67	0 0.00%	0 0.00%	17 25.37%
Early Voting	398	30	30	0 0.00%	2 6.67%	12 40.00%
Provisional	398	13	13	1 7.69%	0 0.00%	3 23.08%
Total	398	110	110	1 0.91%	2 1.82%	32 29.09%
80 Teec Nos Pos						
Polling	570	35	35	0 0.00%	1 2.86%	8 22.86%

Statement of Votes Cast
 2016 Apache County Presidential Preference
 SOVC For Jurisdiction Wide, All Counters, All Races
 OFFICIAL CANVASS

Date:03/29/16
 Time:13:58:42
 Page:8 of 28

	President - Dem					
	Reg. Voters	Times Counted	Total Votes	De La Fuente, Roque	Steinberg, Michael	Sanders, Bernie
Early Voting	570	48	48	0 0.00%	0 0.00%	12 25.00%
Provisional	570	8	8	0 0.00%	0 0.00%	2 25.00%
Total	570	91	91	0 0.00%	1 1.10%	22 24.18%
82 Vernon						
Polling	217	17	17	1 5.88%	0 0.00%	8 47.06%
Early Voting	217	94	92	1 1.09%	0 0.00%	41 44.57%
Provisional	217	3	3	0 0.00%	0 0.00%	1 33.33%
Total	217	114	112	2 1.79%	0 0.00%	50 44.64%
84 Wheatfields						
Polling	993	203	203	2 0.99%	4 1.97%	38 18.72%
Early Voting	993	78	78	1 1.28%	1 1.28%	16 20.51%
Provisional	993	25	25	0 0.00%	0 0.00%	8 32.00%
Total	993	306	306	3 0.98%	5 1.63%	62 20.26%
86 Wide Ruins						
Polling	530	99	99	1 1.01%	3 3.03%	19 19.19%
Early Voting	530	57	57	0 0.00%	1 1.75%	13 22.81%
Provisional	530	6	6	0 0.00%	0 0.00%	2 33.33%
Total	530	162	162	1 0.62%	4 2.47%	34 20.99%
88 Window Rock						
Polling	1079	159	159	0 0.00%	0 0.00%	64 40.25%
Early Voting	1079	184	182	0 0.00%	0 0.00%	64 35.16%
Provisional	1079	17	17	0 0.00%	0 0.00%	10 58.82%
Total	1079	360	358	0 0.00%	0 0.00%	138 38.55%
Total						
Polling	26731	4413	4406	35 0.79%	56 1.27%	1246 28.28%
Early Voting	26731	3254	3232	40 1.24%	55 1.70%	1031 31.90%
Provisional	26731	426	422	3 0.71%	5 1.18%	138 32.70%
Total	26731	8093	8060	78 0.97%	116 1.44%	2415 29.96%

Statement of Votes Cast
 2016 Apache County Presidential Preference
 SOVC For Jurisdiction Wide, All Counters, All Races
 OFFICIAL CANVASS

Date:03/29/16
 Time:13:58:42
 Page:9 of 28

	President - Dem					
	O'Malley, Martin J.		Clinton, Hillary		Hewes, Henry	
Jurisdiction Wide						
02 Alpine						
Polling	2	22.22%	2	22.22%	0	0.00%
Early Voting	0	0.00%	13	44.83%	0	0.00%
Provisional	0	-	0	-	0	-
Total	2	5.26%	15	39.47%	0	0.00%
03 Canyon De Chelly						
Polling	1	0.40%	166	66.14%	2	0.80%
Early Voting	2	0.92%	157	72.35%	1	0.46%
Provisional	1	2.17%	28	60.87%	1	2.17%
Total	4	0.78%	351	68.29%	4	0.78%
05 Chinle						
Polling	2	1.50%	89	66.92%	0	0.00%
Early Voting	1	0.95%	72	68.57%	0	0.00%
Provisional	2	8.00%	17	68.00%	0	0.00%
Total	5	1.90%	178	67.68%	0	0.00%
09 Concho						
Polling	0	0.00%	6	26.09%	0	0.00%
Early Voting	2	2.04%	36	36.73%	1	1.02%
Provisional	0	0.00%	0	0.00%	0	0.00%
Total	2	1.64%	42	34.43%	1	0.82%
10 Cornfields						
Polling	1	0.76%	91	69.47%	0	0.00%
Early Voting	1	2.17%	30	65.22%	2	4.35%
Provisional	0	0.00%	8	61.54%	0	0.00%
Total	2	1.05%	129	67.89%	2	1.05%
11 Cottonwood						
Polling	0	0.00%	130	76.92%	0	0.00%
Early Voting	1	1.16%	65	75.58%	1	1.16%
Provisional	0	0.00%	7	77.78%	0	0.00%
Total	1	0.38%	202	76.52%	1	0.38%
13 Dennehotso						
Polling	3	2.16%	108	77.70%	3	2.16%
Early Voting	0	0.00%	23	79.31%	0	0.00%
Provisional	0	0.00%	4	100.00%	0	0.00%
Total	3	1.74%	135	78.49%	3	1.74%
16 Eagar_17 Flat Top						
Polling	1	2.70%	8	21.62%	3	8.11%
Early Voting	6	5.41%	39	35.14%	7	6.31%
Provisional	0	0.00%	2	66.67%	0	0.00%
Total	7	4.64%	49	32.45%	10	6.62%
19 Fort Defiance						
Polling	0	0.00%	160	56.54%	3	1.06%
Early Voting	8	2.74%	187	64.04%	0	0.00%
Provisional	0	0.00%	18	58.06%	0	0.00%
Total	8	1.32%	365	60.23%	3	0.50%
22 Ganado North						
Polling	2	2.38%	68	80.95%	0	0.00%
Early Voting	1	1.45%	45	65.22%	0	0.00%
Provisional	0	0.00%	7	87.50%	0	0.00%
Total	3	1.86%	120	74.53%	0	0.00%
23 Ganado South						
Polling	0	0.00%	100	76.34%	1	0.76%
Early Voting	0	0.00%	61	66.30%	1	1.09%
Provisional	0	0.00%	6	54.55%	0	0.00%
Total	0	0.00%	167	71.37%	2	0.85%
25 Greer						
Polling	0	0.00%	1	33.33%	0	0.00%
Early Voting	0	0.00%	6	42.86%	0	0.00%
Provisional	0	-	0	-	0	-
Total	0	0.00%	7	41.18%	0	0.00%

Statement of Votes Cast
 2016 Apache County Presidential Preference
 SOVC For Jurisdiction Wide, All Counters, All Races
 OFFICIAL CANVASS

Date:03/29/16
 Time:13:58:42
 Page:10 of 28

	President - Dem					
	O'Malley, Martin J.		Clinton, Hillary		Hewes, Henry	
27 Houck						
Polling	0	0.00%	80	65.04%	3	2.44%
Early Voting	2	1.89%	74	69.81%	1	0.94%
Provisional	0	0.00%	8	42.11%	1	5.26%
Total	2	0.81%	162	65.32%	5	2.02%
29 Kinlichee						
Polling	1	0.53%	138	73.80%	1	0.53%
Early Voting	1	1.59%	44	69.84%	0	0.00%
Provisional	0	0.00%	10	76.92%	1	7.69%
Total	2	0.76%	192	73.00%	2	0.76%
31 Klagetoh						
Polling	2	1.67%	79	65.83%	1	0.83%
Early Voting	2	2.99%	45	67.16%	0	0.00%
Provisional	0	0.00%	5	62.50%	0	0.00%
Total	4	2.05%	129	66.15%	1	0.51%
33 Lukachukai						
Polling	2	1.27%	128	81.01%	2	1.27%
Early Voting	3	5.88%	36	70.59%	0	0.00%
Provisional	0	0.00%	11	73.33%	0	0.00%
Total	5	2.23%	175	78.13%	2	0.89%
35 Lupton						
Polling	0	0.00%	68	74.73%	0	0.00%
Early Voting	1	1.96%	33	64.71%	0	0.00%
Provisional	0	0.00%	6	54.55%	0	0.00%
Total	1	0.65%	107	69.93%	0	0.00%
37 McNary						
Polling	0	0.00%	14	77.78%	1	5.56%
Early Voting	0	0.00%	5	100.00%	0	0.00%
Provisional	0	-	0	-	0	-
Total	0	0.00%	19	82.61%	1	4.35%
39 Many Farms						
Polling	1	0.40%	186	75.30%	7	2.83%
Early Voting	0	0.00%	78	78.00%	0	0.00%
Provisional	0	0.00%	1	50.00%	0	0.00%
Total	1	0.29%	265	75.93%	7	2.01%
41 Mexican Water						
Polling	0	0.00%	15	93.75%	0	0.00%
Early Voting	0	0.00%	8	100.00%	0	0.00%
Provisional	0	-	0	-	0	-
Total	0	0.00%	23	95.83%	0	0.00%
43 Nazlini						
Polling	4	3.77%	69	65.09%	0	0.00%
Early Voting	5	5.26%	57	60.00%	0	0.00%
Provisional	1	5.88%	13	76.47%	0	0.00%
Total	10	4.59%	139	63.76%	0	0.00%
45 Nutrioso						
Polling	1	11.11%	1	11.11%	0	0.00%
Early Voting	1	3.23%	12	38.71%	0	0.00%
Provisional	0	-	0	-	0	-
Total	2	5.00%	13	32.50%	0	0.00%
46 Oak Springs						
Polling	1	1.18%	64	75.29%	2	2.35%
Early Voting	0	0.00%	22	64.71%	0	0.00%
Provisional	0	0.00%	11	91.67%	0	0.00%
Total	1	0.76%	97	74.05%	2	1.53%
48 Puerco East .49 Puerco West						
Polling	3	2.42%	70	56.45%	0	0.00%
Early Voting	3	2.52%	65	54.62%	2	1.68%
Provisional	0	0.00%	11	64.71%	0	0.00%
Total	6	2.31%	146	56.15%	2	0.77%
51 Red Mesa						

Statement of Votes Cast
 2016 Apache County Presidential Preference
 SOVC For Jurisdiction Wide, All Counters, All Races
 OFFICIAL CANVASS

Date:03/29/16
 Time:13:58:43
 Page:11 of 28

	President - Dem					
	O'Malley, Martin J.		Clinton, Hillary		Hewes, Henry	
Polling	0	0.00%	5	25.00%	0	0.00%
Early Voting	0	0.00%	6	60.00%	0	0.00%
Provisional	0	-	0	-	0	-
Total	0	0.00%	11	36.67%	0	0.00%
52 Red Valley						
Polling	0	0.00%	43	75.44%	0	0.00%
Early Voting	0	0.00%	15	45.45%	1	3.03%
Provisional	0	-	0	-	0	-
Total	0	0.00%	58	64.44%	1	1.11%
54 Rock Point						
Polling	2	1.06%	132	70.21%	1	0.53%
Early Voting	0	0.00%	35	83.33%	0	0.00%
Provisional	0	-	0	-	0	-
Total	2	0.87%	167	72.61%	1	0.43%
56 Rough Rock						
Polling	0	0.00%	70	70.00%	2	2.00%
Early Voting	0	0.00%	18	54.55%	0	0.00%
Provisional	0	0.00%	5	100.00%	0	0.00%
Total	0	0.00%	93	67.39%	2	1.45%
58 Round Rock						
Polling	1	0.84%	98	82.35%	0	0.00%
Early Voting	2	5.88%	24	70.59%	0	0.00%
Provisional	0	0.00%	13	81.25%	1	6.25%
Total	3	1.78%	135	79.88%	1	0.59%
61 St. Johns 12 Coronado						
Polling	3	3.85%	20	25.64%	0	0.00%
Early Voting	6	4.03%	58	38.93%	2	1.34%
Provisional	0	0.00%	3	30.00%	0	0.00%
Total	9	3.80%	81	34.18%	2	0.84%
65 St. Michaels						
Polling	2	0.98%	129	62.93%	2	0.98%
Early Voting	0	0.00%	129	65.82%	0	0.00%
Provisional	0	0.00%	9	40.91%	0	0.00%
Total	2	0.47%	267	63.12%	2	0.47%
67 Sawmill						
Polling	1	0.96%	62	59.62%	0	0.00%
Early Voting	0	0.00%	46	80.70%	0	0.00%
Provisional	0	0.00%	6	50.00%	0	0.00%
Total	1	0.58%	114	65.90%	0	0.00%
70 Springerville 59 Round Valley						
Polling	1	2.56%	11	28.21%	2	5.13%
Early Voting	7	5.74%	51	41.80%	3	2.46%
Provisional	0	0.00%	1	100.00%	0	0.00%
Total	8	4.94%	63	38.89%	5	3.09%
74 Steamboat						
Polling	0	0.00%	124	72.94%	1	0.59%
Early Voting	2	1.82%	82	74.55%	2	1.82%
Provisional	0	0.00%	12	75.00%	0	0.00%
Total	2	0.68%	218	73.65%	3	1.01%
76 Sweetwater						
Polling	1	1.45%	45	65.22%	0	0.00%
Early Voting	1	2.44%	24	58.54%	0	0.00%
Provisional	0	0.00%	1	33.33%	0	0.00%
Total	2	1.77%	70	61.95%	0	0.00%
78 Tachee						
Polling	1	1.49%	48	71.64%	1	1.49%
Early Voting	0	0.00%	15	50.00%	1	3.33%
Provisional	0	0.00%	8	61.54%	1	7.69%
Total	1	0.91%	71	64.55%	3	2.73%
80 Teec Nos Pos						
Polling	1	2.86%	25	71.43%	0	0.00%

Statement of Votes Cast
 2016 Apache County Presidential Preference
 SOVC For Jurisdiction Wide, All Counters, All Races
 OFFICIAL CANVASS

Date:03/29/16
 Time:13:58:43
 Page:12 of 28

	President - Dem					
	O'Malley, Martin J.		Clinton, Hillary		Hewes, Henry	
Early Voting	0	0.00%	35	72.92%	1	2.08%
Provisional	1	12.50%	5	62.50%	0	0.00%
Total	2	2.20%	65	71.43%	1	1.10%
82 Vernon						
Polling	0	0.00%	8	47.06%	0	0.00%
Early Voting	2	2.17%	48	52.17%	0	0.00%
Provisional	0	0.00%	2	66.67%	0	0.00%
Total	2	1.79%	58	51.79%	0	0.00%
84 Wheatfields						
Polling	3	1.48%	155	76.35%	1	0.49%
Early Voting	2	2.56%	56	71.79%	2	2.56%
Provisional	1	4.00%	15	60.00%	1	4.00%
Total	6	1.96%	226	73.86%	4	1.31%
86 Wide Ruins						
Polling	1	1.01%	74	74.75%	1	1.01%
Early Voting	0	0.00%	43	75.44%	0	0.00%
Provisional	0	0.00%	4	66.67%	0	0.00%
Total	1	0.62%	121	74.69%	1	0.62%
88 Window Rock						
Polling	0	0.00%	94	59.12%	1	0.63%
Early Voting	0	0.00%	118	64.84%	0	0.00%
Provisional	0	0.00%	7	41.18%	0	0.00%
Total	0	0.00%	219	61.17%	1	0.28%
Total						
Polling	44	1.00%	2984	67.73%	41	0.93%
Early Voting	62	1.92%	2016	62.38%	28	0.87%
Provisional	6	1.42%	264	62.56%	6	1.42%
Total	112	1.39%	5264	65.31%	75	0.93%

Statement of Votes Cast
 2016 Apache County Presidential Preference
 SOVC For Jurisdiction Wide, All Counters, All Races
 OFFICIAL CANVASS

Date:03/29/16
 Time:13:58:43
 Page:13 of 28

	President - Rep								
	Reg. Voters	Times Counted	Total Votes	Santorum, Rick		Cook, Tim		Paul, Rand	
Jurisdiction Wide									
02 Alpine									
Polling	181	34	34	0	0.00%	0	0.00%	0	0.00%
Early Voting	181	70	70	0	0.00%	0	0.00%	0	0.00%
Provisional	181	3	3	0	0.00%	0	0.00%	0	0.00%
Total	181	107	107	0	0.00%	0	0.00%	0	0.00%
03 Canyon De Chelly									
Polling	330	25	25	0	0.00%	1	4.00%	3	12.00%
Early Voting	330	26	26	0	0.00%	0	0.00%	0	0.00%
Provisional	330	2	2	0	0.00%	0	0.00%	0	0.00%
Total	330	53	53	0	0.00%	1	1.89%	3	5.66%
05 Chinle									
Polling	179	17	17	0	0.00%	0	0.00%	0	0.00%
Early Voting	179	22	21	1	4.76%	0	0.00%	0	0.00%
Provisional	179	2	2	0	0.00%	0	0.00%	0	0.00%
Total	179	41	40	1	2.50%	0	0.00%	0	0.00%
09 Concho									
Polling	774	113	113	0	0.00%	0	0.00%	0	0.00%
Early Voting	774	342	342	0	0.00%	0	0.00%	0	0.00%
Provisional	774	16	16	0	0.00%	0	0.00%	0	0.00%
Total	774	471	471	0	0.00%	0	0.00%	0	0.00%
10 Cornfields									
Polling	53	4	4	0	0.00%	0	0.00%	0	0.00%
Early Voting	53	7	7	0	0.00%	0	0.00%	0	0.00%
Provisional	53	1	1	1	100.00%	0	0.00%	0	0.00%
Total	53	12	12	1	8.33%	0	0.00%	0	0.00%
11 Cottonwood									
Polling	84	10	10	1	10.00%	0	0.00%	0	0.00%
Early Voting	84	8	7	0	0.00%	0	0.00%	0	0.00%
Provisional	84	0	0	0	-	0	-	0	-
Total	84	18	17	1	5.88%	0	0.00%	0	0.00%
13 Dennehotso									
Polling	135	29	29	1	3.45%	1	3.45%	1	3.45%
Early Voting	135	5	5	0	0.00%	0	0.00%	0	0.00%
Provisional	135	0	0	0	-	0	-	0	-
Total	135	34	34	1	2.94%	1	2.94%	1	2.94%
16 Eagar .17 Flat Top									
Polling	1025	178	178	0	0.00%	0	0.00%	1	0.56%
Early Voting	1025	381	381	0	0.00%	0	0.00%	2	0.52%
Provisional	1025	18	18	0	0.00%	0	0.00%	0	0.00%
Total	1025	577	577	0	0.00%	0	0.00%	3	0.52%
19 Fort Defiance									
Polling	390	59	59	1	1.69%	0	0.00%	2	3.39%
Early Voting	390	49	48	0	0.00%	0	0.00%	0	0.00%
Provisional	390	8	8	0	0.00%	1	12.50%	0	0.00%
Total	390	116	115	1	0.87%	1	0.87%	2	1.74%
22 Ganado North									
Polling	63	5	5	0	0.00%	0	0.00%	0	0.00%
Early Voting	63	1	1	0	0.00%	0	0.00%	0	0.00%
Provisional	63	0	0	0	-	0	-	0	-
Total	63	6	6	0	0.00%	0	0.00%	0	0.00%
23 Ganado South									
Polling	111	9	8	0	0.00%	0	0.00%	0	0.00%
Early Voting	111	11	11	0	0.00%	0	0.00%	0	0.00%
Provisional	111	0	0	0	-	0	-	0	-
Total	111	20	19	0	0.00%	0	0.00%	0	0.00%
25 Greer									
Polling	72	16	16	0	0.00%	0	0.00%	0	0.00%
Early Voting	72	25	25	0	0.00%	0	0.00%	0	0.00%
Provisional	72	0	0	0	-	0	-	0	-
Total	72	41	41	0	0.00%	0	0.00%	0	0.00%

Statement of Votes Cast
 2016 Apache County Presidential Preference
 SOVC For Jurisdiction Wide, All Counters, All Races
 OFFICIAL CANVASS

Date:03/29/16

Time:13:58:43

Page:15 of 28

	President - Rep								
	Reg. Voters	Times Counted	Total Votes	Santorum, Rick		Cook, Tim		Paul, Rand	
Polling	72	5	5	0	0.00%	0	0.00%	0	0.00%
Early Voting	72	3	3	0	0.00%	0	0.00%	0	0.00%
Provisional	72	0	0	0	-	0	-	0	-
Total	72	8	8	0	0.00%	0	0.00%	0	0.00%
52 Red Valley									
Polling	171	16	16	0	0.00%	1	6.25%	1	6.25%
Early Voting	171	9	9	0	0.00%	0	0.00%	0	0.00%
Provisional	171	0	0	0	-	0	-	0	-
Total	171	25	25	0	0.00%	1	4.00%	1	4.00%
54 Rock Point									
Polling	88	12	12	1	8.33%	1	8.33%	1	8.33%
Early Voting	88	1	1	0	0.00%	0	0.00%	0	0.00%
Provisional	88	0	0	0	-	0	-	0	-
Total	88	13	13	1	7.69%	1	7.69%	1	7.69%
56 Rough Rock									
Polling	52	6	6	0	0.00%	0	0.00%	0	0.00%
Early Voting	52	3	3	0	0.00%	0	0.00%	0	0.00%
Provisional	52	0	0	0	-	0	-	0	-
Total	52	9	9	0	0.00%	0	0.00%	0	0.00%
58 Round Rock									
Polling	51	8	8	1	12.50%	0	0.00%	1	12.50%
Early Voting	51	1	1	0	0.00%	0	0.00%	0	0.00%
Provisional	51	0	0	0	-	0	-	0	-
Total	51	9	9	1	11.11%	0	0.00%	1	11.11%
61 St. Johns _12 Coronado									
Polling	757	159	159	0	0.00%	0	0.00%	2	1.26%
Early Voting	757	263	263	2	0.76%	0	0.00%	2	0.76%
Provisional	757	25	25	0	0.00%	0	0.00%	0	0.00%
Total	757	447	447	2	0.45%	0	0.00%	4	0.89%
65 St. Michaels									
Polling	201	30	30	0	0.00%	1	3.33%	1	3.33%
Early Voting	201	22	22	0	0.00%	0	0.00%	1	4.55%
Provisional	201	2	2	0	0.00%	0	0.00%	0	0.00%
Total	201	54	54	0	0.00%	1	1.85%	2	3.70%
67 Sawmill									
Polling	59	10	10	0	0.00%	0	0.00%	0	0.00%
Early Voting	59	4	4	0	0.00%	0	0.00%	0	0.00%
Provisional	59	1	1	0	0.00%	0	0.00%	0	0.00%
Total	59	15	15	0	0.00%	0	0.00%	0	0.00%
70 Springerville _59 Round Valley									
Polling	689	129	129	0	0.00%	0	0.00%	0	0.00%
Early Voting	689	218	218	2	0.92%	0	0.00%	1	0.46%
Provisional	689	7	7	0	0.00%	0	0.00%	0	0.00%
Total	689	354	354	2	0.56%	0	0.00%	1	0.28%
74 Steamboat									
Polling	72	7	7	1	14.29%	0	0.00%	0	0.00%
Early Voting	72	4	4	0	0.00%	0	0.00%	0	0.00%
Provisional	72	0	0	0	-	0	-	0	-
Total	72	11	11	1	9.09%	0	0.00%	0	0.00%
76 Sweetwater									
Polling	124	15	15	0	0.00%	1	6.67%	0	0.00%
Early Voting	124	5	5	0	0.00%	0	0.00%	0	0.00%
Provisional	124	0	0	0	-	0	-	0	-
Total	124	20	20	0	0.00%	1	5.00%	0	0.00%
78 Tachee									
Polling	35	3	3	0	0.00%	1	33.33%	0	0.00%
Early Voting	35	3	3	0	0.00%	0	0.00%	0	0.00%
Provisional	35	1	1	0	0.00%	0	0.00%	0	0.00%
Total	35	7	7	0	0.00%	1	14.29%	0	0.00%
80 Teec Nos Pos									
Polling	110	5	5	0	0.00%	0	0.00%	0	0.00%

Statement of Votes Cast
 2016 Apache County Presidential Preference
 SOVC For Jurisdiction Wide, All Counters, All Races
 OFFICIAL CANVASS

Date:03/29/16
 Time:13:58:43
 Page:16 of 28

	President - Rep								
	Reg. Voters	Times Counted	Total Votes	Santorum, Rick		Cook, Tim		Paul, Rand	
Early Voting	110	12	12	1	8.33%	0	0.00%	0	0.00%
Provisional	110	0	0	0	-	0	-	0	-
Total	110	17	17	1	5.88%	0	0.00%	0	0.00%
82 Vernon									
Polling	638	104	104	0	0.00%	0	0.00%	0	0.00%
Early Voting	638	282	282	0	0.00%	0	0.00%	0	0.00%
Provisional	638	18	18	0	0.00%	0	0.00%	0	0.00%
Total	638	404	404	0	0.00%	0	0.00%	0	0.00%
84 Wheatfields									
Polling	79	1	1	0	0.00%	0	0.00%	0	0.00%
Early Voting	79	10	10	0	0.00%	0	0.00%	0	0.00%
Provisional	79	0	0	0	-	0	-	0	-
Total	79	11	11	0	0.00%	0	0.00%	0	0.00%
86 Wide Ruins									
Polling	51	5	5	0	0.00%	0	0.00%	0	0.00%
Early Voting	51	4	4	0	0.00%	0	0.00%	0	0.00%
Provisional	51	0	0	0	-	0	-	0	-
Total	51	9	9	0	0.00%	0	0.00%	0	0.00%
88 Window Rock									
Polling	220	23	23	0	0.00%	0	0.00%	2	8.70%
Early Voting	220	28	26	0	0.00%	0	0.00%	0	0.00%
Provisional	220	3	3	0	0.00%	0	0.00%	1	33.33%
Total	220	54	52	0	0.00%	0	0.00%	3	5.77%
Total									
Polling	7870	1140	1139	6	0.53%	10	0.88%	15	1.32%
Early Voting	7870	1979	1971	7	0.36%	0	0.00%	8	0.41%
Provisional	7870	125	123	1	0.81%	1	0.81%	1	0.81%
Total	7870	3244	3233	14	0.43%	11	0.34%	24	0.74%

Statement of Votes Cast
 2016 Apache County Presidential Preference
 SOVC For Jurisdiction Wide, All Counters, All Races
 OFFICIAL CANVASS

Date:03/29/16
 Time:13:58:44
 Page:17 of 28

	President - Rep									
	Rubio, Marco		Graham, Lindsey		Kasich, John R.		Bush, Jeb		Trump, Donald J.	
Jurisdiction Wide										
02 Alpine										
Polling	1	2.94%	0	0.00%	3	8.82%	0	0.00%	18	52.94%
Early Voting	1	1.43%	0	0.00%	10	14.29%	0	0.00%	34	48.57%
Provisional	0	0.00%	0	0.00%	0	0.00%	0	0.00%	3	100.00%
Total	2	1.87%	0	0.00%	13	12.15%	0	0.00%	55	51.40%
03 Canyon De Chelly										
Polling	1	4.00%	0	0.00%	0	0.00%	1	4.00%	5	20.00%
Early Voting	4	15.38%	1	3.85%	0	0.00%	1	3.85%	8	30.77%
Provisional	0	0.00%	0	0.00%	0	0.00%	0	0.00%	0	0.00%
Total	5	9.43%	1	1.89%	0	0.00%	2	3.77%	13	24.53%
05 Chinle										
Polling	0	0.00%	0	0.00%	2	11.76%	3	17.65%	6	35.29%
Early Voting	2	9.52%	0	0.00%	4	19.05%	0	0.00%	7	33.33%
Provisional	0	0.00%	0	0.00%	1	50.00%	1	50.00%	0	0.00%
Total	2	5.00%	0	0.00%	7	17.50%	4	10.00%	13	32.50%
09 Concho										
Polling	0	0.00%	0	0.00%	2	1.77%	0	0.00%	61	53.98%
Early Voting	8	2.34%	0	0.00%	13	3.80%	0	0.00%	210	61.40%
Provisional	0	0.00%	0	0.00%	1	6.25%	0	0.00%	14	87.50%
Total	8	1.70%	0	0.00%	16	3.40%	0	0.00%	285	60.51%
10 Cornfields										
Polling	0	0.00%	0	0.00%	2	50.00%	0	0.00%	0	0.00%
Early Voting	1	14.29%	0	0.00%	0	0.00%	0	0.00%	1	14.29%
Provisional	0	0.00%	0	0.00%	0	0.00%	0	0.00%	0	0.00%
Total	1	8.33%	0	0.00%	2	16.67%	0	0.00%	1	8.33%
11 Cottonwood										
Polling	0	0.00%	0	0.00%	0	0.00%	1	10.00%	1	10.00%
Early Voting	0	0.00%	0	0.00%	0	0.00%	1	14.29%	3	42.86%
Provisional	0	-	0	-	0	-	0	-	0	-
Total	0	0.00%	0	0.00%	0	0.00%	2	11.76%	4	23.53%
13 Dennehotso										
Polling	0	0.00%	1	3.45%	2	6.90%	4	13.79%	3	10.34%
Early Voting	0	0.00%	0	0.00%	0	0.00%	2	40.00%	2	40.00%
Provisional	0	-	0	-	0	-	0	-	0	-
Total	0	0.00%	1	2.94%	2	5.88%	6	17.65%	5	14.71%
16 Eagar_17 Flat Top										
Polling	2	1.12%	0	0.00%	13	7.30%	3	1.69%	73	41.01%
Early Voting	22	5.77%	0	0.00%	33	8.66%	2	0.52%	133	34.91%
Provisional	0	0.00%	0	0.00%	2	11.11%	0	0.00%	5	27.78%
Total	24	4.16%	0	0.00%	48	8.32%	5	0.87%	211	36.57%
19 Fort Defiance										
Polling	1	1.69%	0	0.00%	3	5.08%	4	6.78%	9	15.25%
Early Voting	6	12.50%	0	0.00%	5	10.42%	1	2.08%	16	33.33%
Provisional	0	0.00%	0	0.00%	0	0.00%	1	12.50%	3	37.50%
Total	7	6.09%	0	0.00%	8	6.96%	6	5.22%	28	24.35%
22 Ganado North										
Polling	0	0.00%	0	0.00%	0	0.00%	0	0.00%	2	40.00%
Early Voting	0	0.00%	0	0.00%	0	0.00%	0	0.00%	1	100.00%
Provisional	0	-	0	-	0	-	0	-	0	-
Total	0	0.00%	0	0.00%	0	0.00%	0	0.00%	3	50.00%
23 Ganado South										
Polling	0	0.00%	0	0.00%	0	0.00%	1	12.50%	3	37.50%
Early Voting	1	9.09%	0	0.00%	2	18.18%	0	0.00%	3	27.27%
Provisional	0	-	0	-	0	-	0	-	0	-
Total	1	5.26%	0	0.00%	2	10.53%	1	5.26%	6	31.58%
25 Greer										
Polling	0	0.00%	0	0.00%	0	0.00%	0	0.00%	10	62.50%
Early Voting	0	0.00%	0	0.00%	5	20.00%	0	0.00%	13	52.00%
Provisional	0	-	0	-	0	-	0	-	0	-
Total	0	0.00%	0	0.00%	5	12.20%	0	0.00%	23	56.10%

Statement of Votes Cast
 2016 Apache County Presidential Preference
 SOVC For Jurisdiction Wide, All Counters, All Races
 OFFICIAL CANVASS

Date:03/29/16
 Time:13:58:44
 Page:18 of 28

	President - Rep									
	Rubio, Marco		Graham, Lindsey		Kasich, John R.		Trump, Donald J.			
27 Houck										
Polling	0	0.00%	1	9.09%	0	0.00%	0	0.00%	4	36.36%
Early Voting	1	7.14%	0	0.00%	0	0.00%	1	7.14%	3	21.43%
Provisional	0	0.00%	0	0.00%	0	0.00%	0	0.00%	0	0.00%
Total	1	3.85%	1	3.85%	0	0.00%	1	3.85%	7	26.92%
29 Kinlichee										
Polling	0	0.00%	1	11.11%	0	0.00%	1	11.11%	2	22.22%
Early Voting	0	0.00%	0	0.00%	0	0.00%	0	0.00%	0	0.00%
Provisional	0	-	0	-	0	-	0	-	0	-
Total	0	0.00%	1	9.09%	0	0.00%	1	9.09%	2	18.18%
31 Klagetoh										
Polling	0	0.00%	0	0.00%	0	0.00%	0	0.00%	4	36.36%
Early Voting	1	16.67%	0	0.00%	0	0.00%	1	16.67%	1	16.67%
Provisional	0	0.00%	0	0.00%	0	0.00%	0	0.00%	0	0.00%
Total	1	5.56%	0	0.00%	0	0.00%	1	5.56%	5	27.78%
33 Lukachukai										
Polling	1	12.50%	2	25.00%	1	12.50%	1	12.50%	0	0.00%
Early Voting	1	33.33%	0	0.00%	0	0.00%	0	0.00%	1	33.33%
Provisional	0	0.00%	0	0.00%	0	0.00%	0	0.00%	1	50.00%
Total	2	15.38%	2	15.38%	1	7.69%	1	7.69%	2	15.38%
35 Lupton										
Polling	1	11.11%	0	0.00%	0	0.00%	1	11.11%	1	11.11%
Early Voting	0	-	0	-	0	-	0	-	0	-
Provisional	0	0.00%	0	0.00%	0	0.00%	0	0.00%	1	100.00%
Total	1	10.00%	0	0.00%	0	0.00%	1	10.00%	2	20.00%
37 McNary										
Polling	0	-	0	-	0	-	0	-	0	-
Early Voting	0	-	0	-	0	-	0	-	0	-
Provisional	0	-	0	-	0	-	0	-	0	-
Total	0	-	0	-	0	-	0	-	0	-
39 Many Farms										
Polling	0	-	0	-	0	-	0	-	0	-
Early Voting	2	18.18%	0	0.00%	0	0.00%	2	18.18%	1	9.09%
Provisional	0	-	0	-	0	-	0	-	0	-
Total	2	18.18%	0	0.00%	0	0.00%	2	18.18%	1	9.09%
41 Mexican Water										
Polling	0	0.00%	0	0.00%	0	0.00%	1	20.00%	0	0.00%
Early Voting	0	-	0	-	0	-	0	-	0	-
Provisional	0	-	0	-	0	-	0	-	0	-
Total	0	0.00%	0	0.00%	0	0.00%	1	20.00%	0	0.00%
43 Nazlini										
Polling	0	0.00%	1	10.00%	0	0.00%	3	30.00%	2	20.00%
Early Voting	0	0.00%	0	0.00%	0	0.00%	1	50.00%	0	0.00%
Provisional	0	0.00%	0	0.00%	1	50.00%	1	50.00%	0	0.00%
Total	0	0.00%	1	7.14%	1	7.14%	5	35.71%	2	14.29%
45 Nutrioso										
Polling	0	0.00%	0	0.00%	0	0.00%	0	0.00%	7	58.33%
Early Voting	3	4.23%	0	0.00%	7	9.86%	0	0.00%	42	59.15%
Provisional	0	0.00%	0	0.00%	1	25.00%	0	0.00%	2	50.00%
Total	3	3.45%	0	0.00%	8	9.20%	0	0.00%	51	58.62%
46 Oak Springs										
Polling	0	0.00%	0	0.00%	0	0.00%	0	0.00%	2	33.33%
Early Voting	0	0.00%	0	0.00%	0	0.00%	0	0.00%	0	0.00%
Provisional	0	-	0	-	0	-	0	-	0	-
Total	0	0.00%	0	0.00%	0	0.00%	0	0.00%	2	28.57%
48 Puerco East 49 Puerco West										
Polling	1	4.55%	0	0.00%	2	9.09%	1	4.55%	7	31.82%
Early Voting	4	8.51%	1	2.13%	4	8.51%	0	0.00%	18	38.30%
Provisional	1	20.00%	0	0.00%	0	0.00%	0	0.00%	3	60.00%
Total	6	8.11%	1	1.35%	6	8.11%	1	1.35%	28	37.84%
51 Red Mesa										

Statement of Votes Cast
 2016 Apache County Presidential Preference
 SOVC For Jurisdiction Wide, All Counters, All Races
 OFFICIAL CANVASS

Date:03/29/16
 Time:13:58:44
 Page:19 of 28

	President - Rep									
	Rubio, Marco		Graham, Lindsey		Kasich, John R.		Bush, Jeb		Trump, Donald J.	
Polling	0	0.00%	0	0.00%	1	20.00%	0	0.00%	2	40.00%
Early Voting	0	0.00%	0	0.00%	0	0.00%	0	0.00%	0	0.00%
Provisional	0	-	0	-	0	-	0	-	0	-
Total	0	0.00%	0	0.00%	1	12.50%	0	0.00%	2	25.00%
52 Red Valley										
Polling	5	31.25%	0	0.00%	1	6.25%	1	6.25%	1	6.25%
Early Voting	1	11.11%	0	0.00%	1	11.11%	0	0.00%	2	22.22%
Provisional	0	-	0	-	0	-	0	-	0	-
Total	6	24.00%	0	0.00%	2	8.00%	1	4.00%	3	12.00%
54 Rock Point										
Polling	0	0.00%	0	0.00%	0	0.00%	1	8.33%	1	8.33%
Early Voting	0	0.00%	0	0.00%	0	0.00%	0	0.00%	0	0.00%
Provisional	0	-	0	-	0	-	0	-	0	-
Total	0	0.00%	0	0.00%	0	0.00%	1	7.69%	1	7.69%
56 Rough Rock										
Polling	0	0.00%	1	16.67%	0	0.00%	1	16.67%	0	0.00%
Early Voting	0	0.00%	0	0.00%	0	0.00%	0	0.00%	1	33.33%
Provisional	0	-	0	-	0	-	0	-	0	-
Total	0	0.00%	1	11.11%	0	0.00%	1	11.11%	1	11.11%
58 Round Rock										
Polling	0	0.00%	0	0.00%	0	0.00%	2	25.00%	1	12.50%
Early Voting	0	0.00%	0	0.00%	0	0.00%	0	0.00%	0	0.00%
Provisional	0	-	0	-	0	-	0	-	0	-
Total	0	0.00%	0	0.00%	0	0.00%	2	22.22%	1	11.11%
61 St. Johns .12 Coronado										
Polling	1	0.63%	0	0.00%	3	1.89%	2	1.26%	74	46.54%
Early Voting	13	4.94%	0	0.00%	14	5.32%	6	2.28%	90	34.22%
Provisional	0	0.00%	0	0.00%	0	0.00%	0	0.00%	11	44.00%
Total	14	3.13%	0	0.00%	17	3.80%	8	1.79%	175	39.15%
65 St. Michaels										
Polling	4	13.33%	0	0.00%	1	3.33%	3	10.00%	5	16.67%
Early Voting	2	9.09%	0	0.00%	0	0.00%	1	4.55%	8	36.36%
Provisional	0	0.00%	0	0.00%	0	0.00%	0	0.00%	0	0.00%
Total	6	11.11%	0	0.00%	1	1.85%	4	7.41%	13	24.07%
67 Sawmill										
Polling	1	10.00%	0	0.00%	0	0.00%	2	20.00%	3	30.00%
Early Voting	2	50.00%	0	0.00%	0	0.00%	0	0.00%	0	0.00%
Provisional	1	100.00%	0	0.00%	0	0.00%	0	0.00%	0	0.00%
Total	4	26.67%	0	0.00%	0	0.00%	2	13.33%	3	20.00%
70 Springerville .59 Round Valley										
Polling	0	0.00%	0	0.00%	5	3.88%	1	0.78%	66	51.16%
Early Voting	11	5.05%	0	0.00%	12	5.50%	1	0.46%	104	47.71%
Provisional	0	0.00%	0	0.00%	0	0.00%	1	14.29%	6	85.71%
Total	11	3.11%	0	0.00%	17	4.80%	3	0.85%	176	49.72%
74 Steamboat										
Polling	1	14.29%	0	0.00%	0	0.00%	0	0.00%	1	14.29%
Early Voting	0	0.00%	0	0.00%	0	0.00%	0	0.00%	3	75.00%
Provisional	0	-	0	-	0	-	0	-	0	-
Total	1	9.09%	0	0.00%	0	0.00%	0	0.00%	4	36.36%
76 Sweetwater										
Polling	0	0.00%	1	6.67%	1	6.67%	0	0.00%	2	13.33%
Early Voting	0	0.00%	0	0.00%	0	0.00%	1	20.00%	1	20.00%
Provisional	0	-	0	-	0	-	0	-	0	-
Total	0	0.00%	1	5.00%	1	5.00%	1	5.00%	3	15.00%
78 Tachee										
Polling	0	0.00%	0	0.00%	0	0.00%	0	0.00%	1	33.33%
Early Voting	0	0.00%	0	0.00%	0	0.00%	0	0.00%	3	100.00%
Provisional	0	0.00%	1	100.00%	0	0.00%	0	0.00%	0	0.00%
Total	0	0.00%	1	14.29%	0	0.00%	0	0.00%	4	57.14%
80 Teec Nos Pos										
Polling	0	0.00%	1	20.00%	0	0.00%	0	0.00%	1	20.00%

Statement of Votes Cast
 2016 Apache County Presidential Preference
 SOVC For Jurisdiction Wide, All Counters, All Races
 OFFICIAL CANVASS

Date:03/29/16
 Time:13:58:44
 Page:20 of 28

	President - Rep									
	Rubio, Marco		Graham, Lindsey		Kasich, John R.		Bush, Jeb		Trump, Donald J.	
Early Voting	3	25.00%	0	0.00%	3	25.00%	0	0.00%	3	25.00%
Provisional	0	-	0	-	0	-	0	-	0	-
Total	3	17.65%	1	5.88%	3	17.65%	0	0.00%	4	23.53%
82 Vernon										
Polling	0	0.00%	0	0.00%	6	5.77%	0	0.00%	52	50.00%
Early Voting	9	3.19%	0	0.00%	13	4.61%	2	0.71%	166	58.87%
Provisional	0	0.00%	0	0.00%	2	11.11%	0	0.00%	9	50.00%
Total	9	2.23%	0	0.00%	21	5.20%	2	0.50%	227	56.19%
84 Wheatfields										
Polling	0	0.00%	0	0.00%	1	100.00%	0	0.00%	0	0.00%
Early Voting	1	10.00%	0	0.00%	1	10.00%	0	0.00%	4	40.00%
Provisional	0	-	0	-	0	-	0	-	0	-
Total	1	9.09%	0	0.00%	2	18.18%	0	0.00%	4	36.36%
86 Wide Ruins										
Polling	1	20.00%	0	0.00%	1	20.00%	0	0.00%	1	20.00%
Early Voting	0	0.00%	0	0.00%	0	0.00%	0	0.00%	2	50.00%
Provisional	0	-	0	-	0	-	0	-	0	-
Total	1	11.11%	0	0.00%	1	11.11%	0	0.00%	3	33.33%
88 Window Rock										
Polling	1	4.35%	0	0.00%	3	13.04%	0	0.00%	8	34.78%
Early Voting	1	3.85%	0	0.00%	1	3.85%	3	11.54%	7	26.92%
Provisional	0	0.00%	0	0.00%	0	0.00%	0	0.00%	1	33.33%
Total	2	3.85%	0	0.00%	4	7.69%	3	5.77%	16	30.77%
Total										
Polling	22	1.93%	9	0.79%	53	4.65%	38	3.34%	439	38.54%
Early Voting	100	5.07%	2	0.10%	128	6.49%	26	1.32%	891	45.21%
Provisional	2	1.63%	1	0.81%	8	6.50%	4	3.25%	59	47.97%
Total	124	3.84%	12	0.37%	189	5.85%	68	2.10%	1389	42.96%

Statement of Votes Cast
 2016 Apache County Presidential Preference
 SOVC For Jurisdiction Wide, All Counters, All Races
 OFFICIAL CANVASS

Date:03/29/16
 Time:13:58:44
 Page:21 of 28

	President - Rep									
	Fiorina, Carly		Pataki, George E.		Cruz, Ted		Huckabee, Mike		Christie, Chris	
Jurisdiction Wide										
02 Alpine										
Polling	0	0.00%	0	0.00%	12	35.29%	0	0.00%	0	0.00%
Early Voting	0	0.00%	0	0.00%	25	35.71%	0	0.00%	0	0.00%
Provisional	0	0.00%	0	0.00%	0	0.00%	0	0.00%	0	0.00%
Total	0	0.00%	0	0.00%	37	34.58%	0	0.00%	0	0.00%
03 Canyon De Chelly										
Polling	0	0.00%	0	0.00%	10	40.00%	0	0.00%	2	8.00%
Early Voting	0	0.00%	0	0.00%	11	42.31%	0	0.00%	0	0.00%
Provisional	0	0.00%	0	0.00%	1	50.00%	0	0.00%	1	50.00%
Total	0	0.00%	0	0.00%	22	41.51%	0	0.00%	3	5.66%
05 Chinle										
Polling	0	0.00%	0	0.00%	6	35.29%	0	0.00%	0	0.00%
Early Voting	0	0.00%	0	0.00%	6	28.57%	0	0.00%	0	0.00%
Provisional	0	0.00%	0	0.00%	0	0.00%	0	0.00%	0	0.00%
Total	0	0.00%	0	0.00%	12	30.00%	0	0.00%	0	0.00%
09 Concho										
Polling	0	0.00%	0	0.00%	50	44.25%	0	0.00%	0	0.00%
Early Voting	1	0.29%	0	0.00%	106	30.99%	0	0.00%	0	0.00%
Provisional	0	0.00%	0	0.00%	1	6.25%	0	0.00%	0	0.00%
Total	1	0.21%	0	0.00%	157	33.33%	0	0.00%	0	0.00%
10 Cornfields										
Polling	0	0.00%	0	0.00%	2	50.00%	0	0.00%	0	0.00%
Early Voting	0	0.00%	0	0.00%	3	42.86%	1	14.29%	0	0.00%
Provisional	0	0.00%	0	0.00%	0	0.00%	0	0.00%	0	0.00%
Total	0	0.00%	0	0.00%	5	41.67%	1	8.33%	0	0.00%
11 Cottonwood										
Polling	0	0.00%	0	0.00%	5	50.00%	0	0.00%	2	20.00%
Early Voting	1	14.29%	0	0.00%	1	14.29%	0	0.00%	1	14.29%
Provisional	0	-	0	-	0	-	0	-	0	-
Total	1	5.88%	0	0.00%	6	35.29%	0	0.00%	3	17.65%
13 Dennehotso										
Polling	1	3.45%	0	0.00%	10	34.48%	1	3.45%	3	10.34%
Early Voting	0	0.00%	0	0.00%	0	0.00%	0	0.00%	0	0.00%
Provisional	0	-	0	-	0	-	0	-	0	-
Total	1	2.94%	0	0.00%	10	29.41%	1	2.94%	3	8.82%
16 Eagar_17 Flat Top										
Polling	0	0.00%	0	0.00%	82	46.07%	0	0.00%	0	0.00%
Early Voting	1	0.26%	0	0.00%	179	46.98%	0	0.00%	0	0.00%
Provisional	0	0.00%	0	0.00%	11	61.11%	0	0.00%	0	0.00%
Total	1	0.17%	0	0.00%	272	47.14%	0	0.00%	0	0.00%
19 Fort Defiance										
Polling	1	1.69%	1	1.69%	33	55.93%	1	1.69%	1	1.69%
Early Voting	0	0.00%	0	0.00%	17	35.42%	1	2.08%	0	0.00%
Provisional	0	0.00%	0	0.00%	2	25.00%	0	0.00%	0	0.00%
Total	1	0.87%	1	0.87%	52	45.22%	2	1.74%	1	0.87%
22 Ganado North										
Polling	0	0.00%	0	0.00%	3	60.00%	0	0.00%	0	0.00%
Early Voting	0	0.00%	0	0.00%	0	0.00%	0	0.00%	0	0.00%
Provisional	0	-	0	-	0	-	0	-	0	-
Total	0	0.00%	0	0.00%	3	50.00%	0	0.00%	0	0.00%
23 Ganado South										
Polling	0	0.00%	0	0.00%	4	50.00%	0	0.00%	0	0.00%
Early Voting	0	0.00%	0	0.00%	5	45.45%	0	0.00%	0	0.00%
Provisional	0	-	0	-	0	-	0	-	0	-
Total	0	0.00%	0	0.00%	9	47.37%	0	0.00%	0	0.00%
25 Greer										
Polling	0	0.00%	0	0.00%	6	37.50%	0	0.00%	0	0.00%
Early Voting	0	0.00%	0	0.00%	7	28.00%	0	0.00%	0	0.00%
Provisional	0	-	0	-	0	-	0	-	0	-
Total	0	0.00%	0	0.00%	13	31.71%	0	0.00%	0	0.00%

Statement of Votes Cast
 2016 Apache County Presidential Preference
 SOVC For Jurisdiction Wide, All Counters, All Races
 OFFICIAL CANVASS

Date:03/29/16
 Time:13:58:44
 Page:23 of 28

	President - Rep									
	Fiorina, Carly		Pataki, George E.		Cruz, Ted		Huckabee, Mike		Christie, Chris	
Polling	0	0.00%	0	0.00%	1	20.00%	0	0.00%	0	0.00%
Early Voting	0	0.00%	0	0.00%	3	100.00%	0	0.00%	0	0.00%
Provisional	0	-	0	-	0	-	0	-	0	-
Total	0	0.00%	0	0.00%	4	50.00%	0	0.00%	0	0.00%
52 Red Valley										
Polling	0	0.00%	0	0.00%	4	25.00%	1	6.25%	0	0.00%
Early Voting	0	0.00%	0	0.00%	4	44.44%	0	0.00%	1	11.11%
Provisional	0	-	0	-	0	-	0	-	0	-
Total	0	0.00%	0	0.00%	8	32.00%	1	4.00%	1	4.00%
54 Rock Point										
Polling	0	0.00%	0	0.00%	4	33.33%	1	8.33%	0	0.00%
Early Voting	0	0.00%	0	0.00%	1	100.00%	0	0.00%	0	0.00%
Provisional	0	-	0	-	0	-	0	-	0	-
Total	0	0.00%	0	0.00%	5	38.46%	1	7.69%	0	0.00%
56 Rough Rock										
Polling	0	0.00%	0	0.00%	2	33.33%	0	0.00%	1	16.67%
Early Voting	0	0.00%	0	0.00%	2	66.67%	0	0.00%	0	0.00%
Provisional	0	-	0	-	0	-	0	-	0	-
Total	0	0.00%	0	0.00%	4	44.44%	0	0.00%	1	11.11%
58 Round Rock										
Polling	0	0.00%	0	0.00%	1	12.50%	0	0.00%	2	25.00%
Early Voting	0	0.00%	0	0.00%	1	100.00%	0	0.00%	0	0.00%
Provisional	0	-	0	-	0	-	0	-	0	-
Total	0	0.00%	0	0.00%	2	22.22%	0	0.00%	2	22.22%
61 St. Johns _12 Coronado										
Polling	0	0.00%	1	0.63%	73	45.91%	0	0.00%	1	0.63%
Early Voting	0	0.00%	0	0.00%	131	49.81%	0	0.00%	0	0.00%
Provisional	0	0.00%	0	0.00%	14	56.00%	0	0.00%	0	0.00%
Total	0	0.00%	1	0.22%	218	48.77%	0	0.00%	1	0.22%
65 St. Michaels										
Polling	0	0.00%	0	0.00%	13	43.33%	0	0.00%	0	0.00%
Early Voting	0	0.00%	0	0.00%	8	36.36%	0	0.00%	1	4.55%
Provisional	0	0.00%	0	0.00%	0	0.00%	1	50.00%	0	0.00%
Total	0	0.00%	0	0.00%	21	38.89%	1	1.85%	1	1.85%
67 Sawmill										
Polling	1	10.00%	0	0.00%	2	20.00%	0	0.00%	0	0.00%
Early Voting	0	0.00%	0	0.00%	1	25.00%	0	0.00%	0	0.00%
Provisional	0	0.00%	0	0.00%	0	0.00%	0	0.00%	0	0.00%
Total	1	6.67%	0	0.00%	3	20.00%	0	0.00%	0	0.00%
70 Springerville _59 Round Valley										
Polling	0	0.00%	0	0.00%	57	44.19%	0	0.00%	0	0.00%
Early Voting	0	0.00%	0	0.00%	78	35.78%	1	0.46%	0	0.00%
Provisional	0	0.00%	0	0.00%	0	0.00%	0	0.00%	0	0.00%
Total	0	0.00%	0	0.00%	135	38.14%	1	0.28%	0	0.00%
74 Steamboat										
Polling	0	0.00%	0	0.00%	3	42.86%	0	0.00%	0	0.00%
Early Voting	0	0.00%	0	0.00%	1	25.00%	0	0.00%	0	0.00%
Provisional	0	-	0	-	0	-	0	-	0	-
Total	0	0.00%	0	0.00%	4	36.36%	0	0.00%	0	0.00%
76 Sweetwater										
Polling	0	0.00%	0	0.00%	7	46.67%	0	0.00%	1	6.67%
Early Voting	0	0.00%	0	0.00%	3	60.00%	0	0.00%	0	0.00%
Provisional	0	-	0	-	0	-	0	-	0	-
Total	0	0.00%	0	0.00%	10	50.00%	0	0.00%	1	5.00%
78 Tachee										
Polling	0	0.00%	0	0.00%	1	33.33%	0	0.00%	0	0.00%
Early Voting	0	0.00%	0	0.00%	0	0.00%	0	0.00%	0	0.00%
Provisional	0	0.00%	0	0.00%	0	0.00%	0	0.00%	0	0.00%
Total	0	0.00%	0	0.00%	1	14.29%	0	0.00%	0	0.00%
80 Teec Nos Pos										
Polling	0	0.00%	0	0.00%	3	60.00%	0	0.00%	0	0.00%

Statement of Votes Cast
 2016 Apache County Presidential Preference
 SOVC For Jurisdiction Wide, All Counters, All Races
 OFFICIAL CANVASS

Date:03/29/16
 Time:13:58:45
 Page:24 of 28

	President - Rep									
	Fiorina, Carly		Pataki, George E.		Cruz, Ted		Huckabee, Mike		Christie, Chris	
Early Voting	0	0.00%	0	0.00%	2	16.67%	0	0.00%	0	0.00%
Provisional	0	-	0	-	0	-	0	-	0	-
Total	0	0.00%	0	0.00%	2	16.67%	0	0.00%	0	0.00%
82 Vernon										
Polling	0	0.00%	0	0.00%	42	40.38%	1	0.96%	0	0.00%
Early Voting	1	0.35%	1	0.35%	86	30.50%	0	0.00%	0	0.00%
Provisional	0	0.00%	0	0.00%	7	38.89%	0	0.00%	0	0.00%
Total	1	0.25%	1	0.25%	135	33.42%	1	0.25%	0	0.00%
84 Wheatfields										
Polling	0	0.00%	0	0.00%	0	0.00%	0	0.00%	0	0.00%
Early Voting	0	0.00%	0	0.00%	2	20.00%	2	20.00%	0	0.00%
Provisional	0	-	0	-	0	-	0	-	0	-
Total	0	0.00%	0	0.00%	2	18.18%	2	18.18%	0	0.00%
86 Wide Ruins										
Polling	0	0.00%	0	0.00%	0	0.00%	0	0.00%	0	0.00%
Early Voting	0	0.00%	0	0.00%	2	50.00%	0	0.00%	0	0.00%
Provisional	0	-	0	-	0	-	0	-	0	-
Total	0	0.00%	0	0.00%	2	22.22%	0	0.00%	0	0.00%
88 Window Rock										
Polling	0	0.00%	0	0.00%	8	34.78%	0	0.00%	0	0.00%
Early Voting	0	0.00%	0	0.00%	13	50.00%	1	3.85%	0	0.00%
Provisional	0	0.00%	0	0.00%	0	0.00%	0	0.00%	1	33.33%
Total	0	0.00%	0	0.00%	21	40.38%	1	1.92%	1	1.92%
Total										
Polling	6	0.53%	3	0.26%	482	42.32%	6	0.53%	14	1.23%
Early Voting	4	0.20%	1	0.05%	749	38.00%	6	0.30%	4	0.20%
Provisional	0	0.00%	0	0.00%	40	32.52%	1	0.81%	2	1.63%
Total	10	0.31%	4	0.12%	1271	39.31%	13	0.40%	20	0.62%

Statement of Votes Cast
 2016 Apache County Presidential Preference
 SOVC For Jurisdiction Wide, All Counters, All Races
 OFFICIAL CANVASS

Date:03/29/16
 Time:13:58:45
 Page:25 of 28

	President - Rep		President - Gre				
	Carson, Ben		Reg. Voters	Times Counted	Total Votes	Mesplay, Kent	Stein, Jill
Jurisdiction Wide							
02 Alpine							
Polling	0	0.00%	0	0	0	0	0
Early Voting	0	0.00%	0	0	0	0	0
Provisional	0	0.00%	0	0	0	0	0
Total	0	0.00%	0	0	0	0	0
03 Canyon De Chelly							
Polling	2	8.00%	1	0	0	0	0
Early Voting	1	3.85%	1	0	0	0	0
Provisional	0	0.00%	1	0	0	0	0
Total	3	5.66%	1	0	0	0	0
05 Chinle							
Polling	0	0.00%	2	0	0	0	0
Early Voting	1	4.76%	2	0	0	0	0
Provisional	0	0.00%	2	0	0	0	0
Total	1	2.50%	2	0	0	0	0
09 Concho							
Polling	0	0.00%	5	0	0	0	0
Early Voting	4	1.17%	5	4	4	0 0.00%	4 100.00%
Provisional	0	0.00%	5	0	0	0	0
Total	4	0.85%	5	4	4	0 0.00%	4 100.00%
10 Cornfields							
Polling	0	0.00%	0	0	0	0	0
Early Voting	1	14.29%	0	0	0	0	0
Provisional	0	0.00%	0	0	0	0	0
Total	1	8.33%	0	0	0	0	0
11 Cottonwood							
Polling	0	0.00%	0	0	0	0	0
Early Voting	0	0.00%	0	0	0	0	0
Provisional	0	0.00%	0	0	0	0	0
Total	0	0.00%	0	0	0	0	0
13 Dennehotso							
Polling	1	3.45%	0	0	0	0	0
Early Voting	1	20.00%	0	0	0	0	0
Provisional	0	0.00%	0	0	0	0	0
Total	2	5.88%	0	0	0	0	0
16 Eagar_17 Flat Top							
Polling	4	2.25%	1	0	0	0	0
Early Voting	9	2.36%	1	0	0	0	0
Provisional	0	0.00%	1	0	0	0	0
Total	13	2.25%	1	0	0	0	0
19 Fort Defiance							
Polling	2	3.39%	3	1	1	0 0.00%	1 100.00%
Early Voting	2	4.17%	3	0	0	0	0
Provisional	1	12.50%	3	0	0	0	0
Total	5	4.35%	3	1	1	0 0.00%	1 100.00%
22 Ganado North							
Polling	0	0.00%	1	0	0	0	0
Early Voting	0	0.00%	1	0	0	0	0
Provisional	0	0.00%	1	0	0	0	0
Total	0	0.00%	1	0	0	0	0
23 Ganado South							
Polling	0	0.00%	0	0	0	0	0
Early Voting	0	0.00%	0	0	0	0	0
Provisional	0	0.00%	0	0	0	0	0
Total	0	0.00%	0	0	0	0	0
25 Greer							
Polling	0	0.00%	0	0	0	0	0
Early Voting	0	0.00%	0	0	0	0	0
Provisional	0	0.00%	0	0	0	0	0
Total	0	0.00%	0	0	0	0	0

Statement of Votes Cast
 2016 Apache County Presidential Preference
 SOVC For Jurisdiction Wide, All Counters, All Races
 OFFICIAL CANVASS

Date:03/29/16
 Time:13:58:45
 Page:26 of 28

	President - Rep		President - Gre				
	Carson, Ben		Reg. Voters	Times Counted	Total Votes	Mesplay, Kent	Stein, Jill
27 Houck							
Polling	1	9.09%	3	0	0	0	0
Early Voting	1	7.14%	3	0	0	0	0
Provisional	0	0.00%	3	0	0	0	0
Total	2	7.69%	3	0	0	0	0
29 Kinlichee							
Polling	2	22.22%	1	0	0	0	0
Early Voting	0	0.00%	1	0	0	0	0
Provisional	0	-	1	0	0	0	0
Total	2	18.18%	1	0	0	0	0
31 Klagetoh							
Polling	2	18.18%	0	0	0	0	0
Early Voting	0	0.00%	0	0	0	0	0
Provisional	1	100.00%	0	0	0	0	0
Total	3	16.67%	0	0	0	0	0
33 Lukachukai							
Polling	0	0.00%	1	0	0	0	0
Early Voting	0	0.00%	1	0	0	0	0
Provisional	0	0.00%	1	0	0	0	0
Total	0	0.00%	1	0	0	0	0
35 Lupton							
Polling	1	11.11%	1	0	0	0	0
Early Voting	0	-	1	0	0	0	0
Provisional	0	0.00%	1	0	0	0	0
Total	1	10.00%	1	0	0	0	0
37 McNary							
Polling	0	-	0	0	0	0	0
Early Voting	0	-	0	0	0	0	0
Provisional	0	-	0	0	0	0	0
Total	0	-	0	0	0	0	0
39 Many Farms							
Polling	0	-	2	0	0	0	0
Early Voting	0	0.00%	2	0	0	0	0
Provisional	0	-	2	0	0	0	0
Total	0	0.00%	2	0	0	0	0
41 Mexican Water							
Polling	0	0.00%	0	0	0	0	0
Early Voting	0	-	0	0	0	0	0
Provisional	0	-	0	0	0	0	0
Total	0	0.00%	0	0	0	0	0
43 Nazlini							
Polling	2	20.00%	1	0	0	0	0
Early Voting	0	0.00%	1	0	0	0	0
Provisional	0	0.00%	1	0	0	0	0
Total	2	14.29%	1	0	0	0	0
45 Nutrioso							
Polling	0	0.00%	1	1	1	1	0
Early Voting	0	0.00%	1	0	0	0	0
Provisional	0	0.00%	1	0	0	0	0
Total	0	0.00%	1	1	1	1	0
46 Oak Springs							
Polling	0	0.00%	0	0	0	0	0
Early Voting	0	0.00%	0	0	0	0	0
Provisional	0	-	0	0	0	0	0
Total	0	0.00%	0	0	0	0	0
48 Puerco East .49 Puerco West							
Polling	0	0.00%	2	0	0	0	0
Early Voting	6	12.77%	2	0	0	0	0
Provisional	0	0.00%	2	0	0	0	0
Total	6	8.11%	2	0	0	0	0
51 Red Mesa							

Statement of Votes Cast
 2016 Apache County Presidential Preference
 SOVC For Jurisdiction Wide, All Counters, All Races
 OFFICIAL CANVASS

Date:03/29/16
 Time:13:58:45
 Page:27 of 28

	President - Rep		President - Gre				
	Carson, Ben		Reg. Voters	Times Counted	Total Votes	Mesplay, Kent	Stein, Jill
Polling	1	20.00%	0	0	0	0	0
Early Voting	0	0.00%	0	0	0	0	0
Provisional	0		0	0	0	0	0
Total	1	12.50%	0	0	0	0	0
52 Red Valley							
Polling	1	6.25%	1	0	0	0	0
Early Voting	0	0.00%	1	0	0	0	0
Provisional	0		1	0	0	0	0
Total	1	4.00%	1	0	0	0	0
54 Rock Point							
Polling	2	16.67%	1	14	14	4 28.57%	10 71.43%
Early Voting	0	0.00%	1	0	0	0	0
Provisional	0		1	0	0	0	0
Total	2	15.38%	1	14	14	4 28.57%	10 71.43%
56 Rough Rock							
Polling	1	16.67%	0	0	0	0	0
Early Voting	0	0.00%	0	0	0	0	0
Provisional	0		0	0	0	0	0
Total	1	11.11%	0	0	0	0	0
58 Round Rock							
Polling	0	0.00%	0	0	0	0	0
Early Voting	0	0.00%	0	0	0	0	0
Provisional	0		0	0	0	0	0
Total	0	0.00%	0	0	0	0	0
61 St. Johns _12 Coronado							
Polling	2	1.26%	3	0	0	0	0
Early Voting	5	1.90%	3	2	2	1 50.00%	1 50.00%
Provisional	0	0.00%	3	0	0	0	0
Total	7	1.57%	3	2	2	1 50.00%	1 50.00%
65 St. Michaels							
Polling	2	6.67%	1	0	0	0	0
Early Voting	1	4.55%	1	0	0	0	0
Provisional	1	50.00%	1	0	0	0	0
Total	4	7.41%	1	0	0	0	0
67 Sawmill							
Polling	1	10.00%	0	0	0	0	0
Early Voting	1	25.00%	0	0	0	0	0
Provisional	0	0.00%	0	0	0	0	0
Total	2	13.33%	0	0	0	0	0
70 Springerville _59 Round Valley							
Polling	0	0.00%	0	0	0	0	0
Early Voting	8	3.67%	0	0	0	0	0
Provisional	0	0.00%	0	0	0	0	0
Total	8	2.26%	0	0	0	0	0
74 Steamboat							
Polling	1	14.29%	0	0	0	0	0
Early Voting	0	0.00%	0	0	0	0	0
Provisional	0		0	0	0	0	0
Total	1	9.09%	0	0	0	0	0
76 Sweetwater							
Polling	2	13.33%	0	0	0	0	0
Early Voting	0	0.00%	0	0	0	0	0
Provisional	0		0	0	0	0	0
Total	2	10.00%	0	0	0	0	0
78 Tachee							
Polling	0	0.00%	0	0	0	0	0
Early Voting	0	0.00%	0	0	0	0	0
Provisional	0	0.00%	0	0	0	0	0
Total	0	0.00%	0	0	0	0	0
80 Teec Nos Pos							
Polling	0	0.00%	0	0	0	0	0

Statement of Votes Cast
 2016 Apache County Presidential Preference
 SOVC For Jurisdiction Wide, All Counters, All Races
 OFFICIAL CANVASS

Date:03/29/16
 Time:13:58:45
 Page:28 of 28

	President - Rep		President - Gre				
	Carson, Ben		Reg. Voters	Times Counted	Total Votes	Mesplay, Kent	Stein, Jill
Early Voting	0	0.00%	0	0	0	0	0
Provisional	0		0	0	0	0	0
Total	0	0.00%	0	0	0	0	0
82 Vernon							
Polling	3	2.88%	1	0	0	0	0
Early Voting	4	1.42%	1	0	0	0	0
Provisional	0	0.00%	1	0	0	0	0
Total	7	1.73%	1	0	0	0	0
84 Wheatfields							
Polling	0	0.00%	1	0	0	0	0
Early Voting	0	0.00%	1	0	0	0	0
Provisional	0		1	0	0	0	0
Total	0	0.00%	1	0	0	0	0
86 Wide Ruins							
Polling	2	40.00%	0	0	0	0	0
Early Voting	0	0.00%	0	0	0	0	0
Provisional	0		0	0	0	0	0
Total	2	22.22%	0	0	0	0	0
88 Window Rock							
Polling	1	4.35%	1	1	1	1 100.00%	0 0.00%
Early Voting	0	0.00%	1	0	0	0	0
Provisional	0	0.00%	1	0	0	0	0
Total	1	1.92%	1	1	1	1 100.00%	0 0.00%
Total							
Polling	36	3.16%	34	17	17	6 35.29%	11 64.71%
Early Voting	45	2.28%	34	6	6	1 16.67%	5 83.33%
Provisional	3	2.44%	34	0	0	0	0
Total	84	2.60%	34	23	23	7 30.43%	16 69.57%