

DAVID A. BROWN  
CHAIRMAN OF THE BOARD  
DISTRICT III  
P.O. BOX 428 ST. JOHNS, AZ 85936

TOM M. WHITE JR.  
VICE CHAIR OF THE BOARD  
DISTRICT II  
P.O. BOX 994 CANADO, AZ 86505

JIM CLAW  
MEMBER OF THE BOARD  
P.O. BOX 1952 CHINLE, AZ 86503

BOARD OF SUPERVISORS  
OF APACHE COUNTY

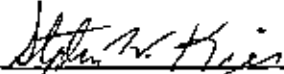
P.O. BOX 428  
ST. JOHNS, ARIZONA 85936

TELEPHONE: (928) 337-4364  
FACSIMILE: (928) 337-2003



DELWIN P. WENGERT  
MANAGER-CLERK  
ST. JOHNS, AZ 85936


I, Stephen W. Kizer, Apache County Elections Director, do hereby certify that the foregoing Summary of Votes Cast is a true, correct and complete tabulation of the votes cast at the 2007 Consolidated Election held in Apache County, State of Arizona on the 15th day of May, 2007, showing the name of each candidate and question and the number of votes each candidate and question received in said election.

  
\_\_\_\_\_  
Stephen W. Kizer  
Elections Director


6/5/07  
\_\_\_\_\_  
Date

The attached nine (9) pages reflect the results of the May 15, 2007 Consolidated Election. For those offices to be canvassed by the Apache County Board of Supervisors, these results are hereby approved by the Board as the Official Canvass of the May 15, 2007 Consolidated Election.

APPROVED THIS 23<sup>RD</sup> DAY OF MAY, 2007.

  
\_\_\_\_\_  
David A. Brown  
Chairman of the Board

ATTEST:

  
\_\_\_\_\_  
Delwin P. Wengert  
Clerk of the Board

Election Summary Report  
 Apache County 2007 May Special Election  
 Summary For Jurisdiction Wide, All Counters, All Races

Date:05/21/07  
 Time:14:13:51  
 Page:1 of 1

Registered Voters 20886 - Cards Cast 997 4.77%

Num. Reporting 20

Red Mesa USD Override/Question 1		Total	
Precincts Reporting		11	
Vote For		1	
Total Votes		293	
YES		272	92.83%
NO		21	7.17%

Red Mesa USD Override/Question 2		Total	
Precincts Reporting		11	
Vote For		1	
Total Votes		290	
YES		271	93.45%
NO		19	6.55%

Chinle USD Override/Question 1		Total	
Precincts Reporting		11	
Vote For		1	
Total Votes		324	
YES		297	91.67%
NO		27	8.33%

Chinle USD Override/Question 2		Total	
Precincts Reporting		11	
Vote For		1	
Total Votes		315	
YES		288	91.43%
NO		27	8.57%

City of St Johns		Total	
Precincts Reporting		1	
Vote For		2	
Total Votes		683	
CIRIVELLO		211	30.89%
ROMERO		125	18.30%
ROTHLISBERGER		177	25.92%
ZAPPANTI		170	24.89%
Write-in Votes		0	0.00%

Statement of Votes Cast  
 Apache County 2007 May Special Election  
 SOVC For Jurisdiction Wide, All Counties, All Races

Date: 05/21/07  
 Time: 11:58:45  
 Page: 1 of 9

Jurisdiction Wide	TURN OUT					Red Mesa USD Override/Question 1					Red Mesa USD Override/Question 2				
	Reg. Voters	Cards Cast	% Turnout	Reg. Voters	Vote For Total Votes	YES	NO	Reg. Voters	Vote For Total Votes	YES	NO				
<b>DENNEHOTSO</b>															
Polling	1015	53	5.22%	1015	1	53	50 94.34%	3	5.66%	1015	1	52	48 92.31%	4	7.69%
Early	1015	0	0.00%	1015	1	0	0	0	0.00%	1015	1	0	0	0	0.00%
Proxy	1015	0	0.00%	1015	1	0	0	0	0.00%	1015	1	0	0	0	0.00%
Total	1015	53	5.22%	1015	3	53	50 94.34%	3	5.66%	1015	3	52	48 92.31%	4	7.69%
<b>MEXICAN WATER</b>															
Polling	241	19	7.88%	241	1	19	100.00%	0	0.00%	241	1	17	17 100.00%	0	0.00%
Early	241	0	0.00%	241	1	0	0	0	0.00%	241	1	0	0	0	0.00%
Proxy	241	0	0.00%	241	1	0	0	0	0.00%	241	1	0	0	0	0.00%
Total	241	19	7.88%	241	3	19	100.00%	0	0.00%	241	3	17	17 100.00%	0	0.00%
<b>RED MESA</b>															
Polling	260	18	6.92%	260	1	18	94.44%	1	5.56%	260	1	18	17 94.44%	1	5.56%
Early	260	2	0.77%	260	1	2	100.00%	0	0.00%	260	1	2	2 100.00%	0	0.00%
Proxy	260	0	0.00%	260	1	0	0	0	0.00%	260	1	0	0	0	0.00%
Total	260	20	7.69%	260	3	20	95.00%	1	5.00%	260	3	20	19 95.00%	1	5.00%
<b>TRHC/NOS POS</b>															
Polling	740	28	3.78%	740	1	26	80.77%	5	19.23%	740	1	27	25 85.19%	4	14.81%
Early	740	0	0.00%	740	1	0	0	0	0.00%	740	1	0	0	0	0.00%
Proxy	740	0	0.00%	740	1	0	0	0	0.00%	740	1	0	0	0	0.00%
Total	740	28	3.78%	740	3	26	80.77%	5	19.23%	740	3	27	23 85.19%	4	14.81%
<b>SWEETWATER</b>															
Polling	729	45	6.17%	729	1	44	95.45%	2	4.55%	729	1	45	43 95.56%	2	4.44%
Early	729	0	0.00%	729	1	0	0	0	0.00%	729	1	0	0	0	0.00%
Proxy	729	1	0.14%	729	1	1	100.00%	0	0.00%	729	1	1	1 100.00%	0	0.00%
Total	729	46	6.31%	729	3	45	95.56%	2	4.44%	729	3	46	44 95.65%	2	4.35%
<b>ROCK POINT</b>															
Polling	1063	42	3.95%	1063	1	42	88.10%	5	11.90%	1063	1	42	38 90.48%	4	9.52%
Early	1063	0	0.00%	1063	1	0	0	0	0.00%	1063	1	0	0	0	0.00%
Proxy	1063	0	0.00%	1063	1	0	0	0	0.00%	1063	1	0	0	0	0.00%
Total	1063	42	3.95%	1063	3	42	88.10%	5	11.90%	1063	3	42	38 90.48%	4	9.52%
<b>RED VALLEY</b>															
Polling	805	35	4.35%	805	1	35	91.43%	3	8.57%	805	1	34	31 91.18%	3	8.82%
Early	805	1	0.12%	805	1	1	100.00%	0	0.00%	805	1	1	1 100.00%	0	0.00%
Proxy	805	0	0.00%	805	1	0	0	0	0.00%	805	1	0	0	0	0.00%
Total	805	36	4.47%	805	3	36	91.67%	3	8.33%	805	3	35	32 91.43%	3	8.57%
<b>ROUGH ROCK</b>															
Polling	754	21	2.79%	109	1	2	100.00%	0	0.00%	109	1	2	2 100.00%	0	0.00%
Early	754	0	0.00%	109	1	0	0	0	0.00%	109	1	0	0	0	0.00%
Proxy	754	4	0.53%	109	1	0	0	0	0.00%	109	1	0	0	0	0.00%
Total	754	25	3.32%	109	3	2	100.00%	0	0.00%	109	3	2	2 100.00%	0	0.00%



Statement of Votes Cast  
 Apache County 2007 May Special Election  
 SOVC For Jurisdiction Wide, All Counties, All Races

	TURN OUT				Red Mesa USD Override/Question 1				Red Mesa USD Override/Question 2					
	Reg. Voters	Cards Cast	% Turnout		Reg. Voters	Vote For	Total Votes	YES	NO	Reg. Voters	Vote For	Total Votes	YES	NO
<b>POLLING</b>	750	52	6.93%		-	-	-	-	-	-	-	-	-	-
Early	750	0	0.00%		-	-	-	-	-	-	-	-	-	-
Prov	750	3	0.40%		-	-	-	-	-	-	-	-	-	-
<b>Total</b>	750	55	7.33%		-	-	-	-	-	-	-	-	-	-
<b>SAWMILL</b>														
Polling	156	2	1.28%		-	-	-	-	-	-	-	-	-	-
Early	156	0	0.00%		-	-	-	-	-	-	-	-	-	-
Prov	156	0	0.00%		-	-	-	-	-	-	-	-	-	-
<b>Total</b>	156	2	1.28%		-	-	-	-	-	-	-	-	-	-
<b>ST. JOHNS AND CORONADO</b>														
Polling	2423	306	12.63%		-	-	-	-	-	-	-	-	-	-
Early	2423	62	2.56%		-	-	-	-	-	-	-	-	-	-
Prov	2423	4	0.17%		-	-	-	-	-	-	-	-	-	-
<b>Total</b>	2423	372	15.35%		-	-	-	-	-	-	-	-	-	-
<b>STEAMBOAT</b>														
Polling	20	0	0.00%		-	-	-	-	-	-	-	-	-	-
Early	20	0	0.00%		-	-	-	-	-	-	-	-	-	-
Prov	20	0	0.00%		-	-	-	-	-	-	-	-	-	-
<b>Total</b>	20	0	0.00%		-	-	-	-	-	-	-	-	-	-
<b>TOTAL</b>	20886	904	4.33%		5692	11	286	266	93.01%	20	6.99%	5692	11	283
Polling	20886	75	0.36%		5692	11	5	4	80.00%	1	20.00%	5692	11	5
Early	20886	18	0.09%		5692	11	2	2	100.00%	0	0.00%	5692	11	2
Prov	20886	997	4.77%		5692	33	293	272	92.83%	21	7.17%	5692	33	290
<b>Total</b>	20886	997	4.77%		5692	33	293	272	92.83%	21	7.17%	5692	33	290

Statement of Votes Cast  
 Apache County 2007 May Special Election  
 SOVC For Jurisdiction Wide, All Counters, All Races

Date:05/21/07  
 Time:11:58:45  
 Page:4 of 9

	Chinic USD Override/Question 1					Chinic USD Override/Question 2				
	Reg. Voters	Vote For	Total Votes	YES	NO	Reg. Voters	Vote For	Total Votes	YES	NO
Jurisdiction Wide										
DENNEHOTSO										
Polling	-	-	-	-	-	-	-	-	-	-
Early	-	-	-	-	-	-	-	-	-	-
Prov	-	-	-	-	-	-	-	-	-	-
Total	-	-	-	-	-	-	-	-	-	-
MEXICAN WATER										
Polling	-	-	-	-	-	-	-	-	-	-
Early	-	-	-	-	-	-	-	-	-	-
Prov	-	-	-	-	-	-	-	-	-	-
Total	-	-	-	-	-	-	-	-	-	-
RED MESA										
Polling	-	-	-	-	-	-	-	-	-	-
Early	-	-	-	-	-	-	-	-	-	-
Prov	-	-	-	-	-	-	-	-	-	-
Total	-	-	-	-	-	-	-	-	-	-
TEEC NOS POS										
Polling	-	-	-	-	-	-	-	-	-	-
Early	-	-	-	-	-	-	-	-	-	-
Prov	-	-	-	-	-	-	-	-	-	-
Total	-	-	-	-	-	-	-	-	-	-
SWEETWATER										
Polling	-	-	-	-	-	-	-	-	-	-
Early	-	-	-	-	-	-	-	-	-	-
Prov	-	-	-	-	-	-	-	-	-	-
Total	-	-	-	-	-	-	-	-	-	-
ROCK POINT										
Polling	-	-	-	-	-	-	-	-	-	-
Early	-	-	-	-	-	-	-	-	-	-
Prov	-	-	-	-	-	-	-	-	-	-
Total	-	-	-	-	-	-	-	-	-	-
RED VALLEY										
Polling	-	-	-	-	-	-	-	-	-	-
Early	-	-	-	-	-	-	-	-	-	-
Prov	-	-	-	-	-	-	-	-	-	-
Total	-	-	-	-	-	-	-	-	-	-
ROUGH ROCK										
Polling	645	1	19	19 100.00%	0 0.00%	645	1	19	17 89.47%	2 10.53%
Early	645	1	0	0 -	0 0.00%	645	1	0	0 -	0 0.00%
Prov	645	1	4	4 100.00%	0 0.00%	645	1	4	4 100.00%	0 0.00%
Total	645	3	23	23 100.00%	0 0.00%	645	3	23	21 91.30%	2 8.70%

Statement of Votes Cast  
 Apache County 2007 May Special Election  
 SOVC For Jurisdiction Wide, All Counties, All Races

	Chinle USD Override/Question 1						Chinle USD Override/Question 2					
	Reg. Voters	Vote For	Total Votes	YES	NO	%	Reg. Voters	Vote For	Total Votes	YES	NO	%
<b>ROUND ROCK</b>												
Polling	-	-	-	-	-	-	-	-	-	-	-	-
Early	-	-	-	-	-	-	-	-	-	-	-	-
Prov	-	-	-	-	-	-	-	-	-	-	-	-
Total	-	-	-	-	-	-	-	-	-	-	-	-
<b>MANY PALMS</b>												
Polling	1712	1	51	46	90.20%	5	9.80%	1712	1	47	41	87.23%
Early	1712	1	1	1	100.00%	0	0.00%	1712	1	1	1	100.00%
Prov	1712	1	1	1	100.00%	0	0.00%	1712	1	1	1	100.00%
Total	1712	3	53	48	90.57%	5	9.43%	1712	3	49	43	87.76%
<b>LUKACHUKAI</b>												
Polling	1540	1	42	34	80.95%	8	19.05%	1540	1	42	36	85.71%
Early	1540	1	0	0	-	0	0.00%	1540	1	0	0	-
Prov	1540	1	0	0	-	0	0.00%	1540	1	0	0	-
Total	1540	3	42	34	80.95%	8	19.05%	1540	3	42	36	85.71%
<b>TACHEE</b>												
Polling	543	1	15	15	100.00%	0	0.00%	543	1	14	14	100.00%
Early	543	1	0	0	-	0	0.00%	543	1	0	0	-
Prov	543	1	0	0	-	0	0.00%	543	1	0	0	-
Total	543	3	15	15	100.00%	0	0.00%	543	3	14	14	100.00%
<b>CHINLE</b>												
Polling	2257	1	25	22	88.00%	3	12.00%	2257	1	24	21	87.50%
Early	2257	1	4	4	100.00%	0	0.00%	2257	1	4	4	100.00%
Prov	2257	1	1	1	100.00%	0	0.00%	2257	1	1	1	100.00%
Total	2257	3	30	27	90.00%	3	10.00%	2257	3	29	26	89.66%
<b>CANYON DE CHELLY</b>												
Polling	2624	1	18	17	94.44%	1	5.56%	2624	1	18	16	88.89%
Early	2624	1	1	1	100.00%	0	0.00%	2624	1	1	1	100.00%
Prov	2624	1	1	1	100.00%	0	0.00%	2624	1	1	1	100.00%
Total	2624	3	20	19	95.00%	1	5.00%	2624	3	20	18	90.00%
<b>WHEATFIELDS</b>												
Polling	1300	1	31	29	93.55%	2	6.45%	1300	1	30	28	93.33%
Early	1300	1	1	1	100.00%	0	0.00%	1300	1	1	1	100.00%
Prov	1300	1	1	1	100.00%	0	0.00%	1300	1	1	0	0.00%
Total	1300	3	33	31	93.94%	2	6.06%	1300	3	32	29	90.63%
<b>COTTONWOOD</b>												
Polling	1224	1	51	47	92.16%	4	7.84%	1224	1	47	44	93.62%
Early	1224	1	1	1	100.00%	0	0.00%	1224	1	1	1	100.00%
Prov	1224	1	1	1	100.00%	0	0.00%	1224	1	1	1	100.00%
Total	1224	3	53	49	92.45%	4	7.55%	1224	3	49	46	93.88%
<b>NAZLINI AND KINLICHEE</b>												
Total	1224	3	53	49	92.45%	4	7.55%	1224	3	49	46	93.88%

Statement of Votes Cast  
 Apache County 2007 May Special Election  
 SOVC For Jurisdiction Wide, All Counties, All Races

	Chinle USD Override/Question 1				Chinle USD Override/Question 2					
	Reg. Voters	Vote For	Total Votes	YES	NO	Reg. Voters	Vote For	Total Votes	YES	NO
Polling	750	1	50	46	92.00%	4	8.00%	4	8.00%	4
Early	750	1	0	0	-	0	0.00%	0	0.00%	0
Priv	750	3	3	3	100.00%	0	0.00%	0	0.00%	0
Total	750	3	53	49	92.45%	4	7.55%	4	7.55%	4
SAWMILL										
Polling	156	1	2	2	100.00%	0	0.00%	0	0.00%	0
Early	156	1	0	0	-	0	0.00%	0	0.00%	0
Priv	156	1	0	0	-	0	0.00%	0	0.00%	0
Total	156	3	2	2	100.00%	0	0.00%	0	0.00%	0
ST. JOHNS AND CORKONADO										
Polling	-	-	-	-	-	-	-	-	-	-
Early	-	-	-	-	-	-	-	-	-	-
Priv	-	-	-	-	-	-	-	-	-	-
Total	-	-	-	-	-	-	-	-	-	-
STREAMBOAT										
Polling	20	1	0	0	-	0	0.00%	0	0.00%	0
Early	20	1	0	0	-	0	0.00%	0	0.00%	0
Priv	20	1	0	0	-	0	0.00%	0	0.00%	0
Total	20	3	0	0	-	0	-	0	-	0
Total	12771	11	304	277	91.12%	27	8.88%	27	8.88%	26
Polling	12771	11	8	8	100.00%	0	0.00%	0	0.00%	0
Early	12771	11	12	12	100.00%	0	0.00%	0	0.00%	0
Priv	12771	11	12	12	100.00%	0	0.00%	0	0.00%	0
Total	12771	33	324	297	91.67%	27	8.33%	27	8.33%	27



Statement of Votes Cast  
 Apache County 2007 May Special Election  
 SOVC For Jurisdiction Wide, All Counters, All Races

Date:05/21/07  
 Time:11:58:45  
 Page:7 of 9

	City of St Johns						
	Reg. Voters	Vote For	Total Votes	CIRIVELLO	ROMERO	ROTHLISBERGEI	ZAPPANTI
Jurisdiction Wide							
DENNEHOTO							
Polling	-	-	-	-	-	-	-
Early	-	-	-	-	-	-	-
Prov	-	-	-	-	-	-	-
Total	-	-	-	-	-	-	-
MEXICAN WATER							
Polling	-	-	-	-	-	-	-
Early	-	-	-	-	-	-	-
Prov	-	-	-	-	-	-	-
Total	-	-	-	-	-	-	-
RED MESA							
Polling	-	-	-	-	-	-	-
Early	-	-	-	-	-	-	-
Prov	-	-	-	-	-	-	-
Total	-	-	-	-	-	-	-
TEEC NOS POS							
Polling	-	-	-	-	-	-	-
Early	-	-	-	-	-	-	-
Prov	-	-	-	-	-	-	-
Total	-	-	-	-	-	-	-
SWEETWATER							
Polling	-	-	-	-	-	-	-
Early	-	-	-	-	-	-	-
Prov	-	-	-	-	-	-	-
Total	-	-	-	-	-	-	-
ROCK POINT							
Polling	-	-	-	-	-	-	-
Early	-	-	-	-	-	-	-
Prov	-	-	-	-	-	-	-
Total	-	-	-	-	-	-	-
RED VALLEY							
Polling	-	-	-	-	-	-	-
Early	-	-	-	-	-	-	-
Prov	-	-	-	-	-	-	-
Total	-	-	-	-	-	-	-
ROUGH ROCK							
Polling	-	-	-	-	-	-	-
Early	-	-	-	-	-	-	-
Prov	-	-	-	-	-	-	-
Total	-	-	-	-	-	-	-

Statement of Votes Cast  
 Apache County 2007 May Special Election  
 SOVC For Jurisdiction Wide, All Counters, All Races

Date:05/21/07  
 Time:11:58:45  
 Page:8 of 9

		City of St Johns						
		Reg. Voters	Vote For	Total Votes	CIRIVELLO	ROMERO	ROTHLISBERGEN	ZAPPANTE
ROUND ROCK								
	Polling	-	-	-	-	-	-	-
	Early	-	-	-	-	-	-	-
	Prov	-	-	-	-	-	-	-
	Total	-	-	-	-	-	-	-
MANY FARMS								
	Polling	-	-	-	-	-	-	-
	Early	-	-	-	-	-	-	-
	Prov	-	-	-	-	-	-	-
	Total	-	-	-	-	-	-	-
LUKACHUKAI								
	Polling	-	-	-	-	-	-	-
	Early	-	-	-	-	-	-	-
	Prov	-	-	-	-	-	-	-
	Total	-	-	-	-	-	-	-
TACHEE								
	Polling	-	-	-	-	-	-	-
	Early	-	-	-	-	-	-	-
	Prov	-	-	-	-	-	-	-
	Total	-	-	-	-	-	-	-
CHINLE								
	Polling	-	-	-	-	-	-	-
	Early	-	-	-	-	-	-	-
	Prov	-	-	-	-	-	-	-
	Total	-	-	-	-	-	-	-
CANYON DE CHELLY								
	Polling	-	-	-	-	-	-	-
	Early	-	-	-	-	-	-	-
	Prov	-	-	-	-	-	-	-
	Total	-	-	-	-	-	-	-
WHEATFIELDS								
	Polling	-	-	-	-	-	-	-
	Early	-	-	-	-	-	-	-
	Prov	-	-	-	-	-	-	-
	Total	-	-	-	-	-	-	-
COTTONWOOD								
	Polling	-	-	-	-	-	-	-
	Early	-	-	-	-	-	-	-
	Prov	-	-	-	-	-	-	-
	Total	-	-	-	-	-	-	-
NAZLINI AND KINLICHEE								

Statement of Votes Cast  
 Apache County 2007 May Special Election  
 SOVC For Jurisdiction Wide, All Counters, All Races

City of St. Johns

	Reg. Voters	Vote For	Total Votes	CANDIDATES							
				CHIVELLO	ROMERO	ROTHLISBERG	ZAPPANTI				
Poling											
Early											
Prov											
<b>Total</b>											
SAWMILL											
Poling											
Early											
Prov											
<b>Total</b>											
ST. JOHNS AND CORONADO											
Poling	2423	2	563	178	31.62%	109	19.36%	147	26.11%	129	22.91%
Early	2423	2	112	31	27.68%	15	13.39%	29	25.89%	37	33.04%
Prov	2423	2	8	2	25.00%	1	12.50%	1	12.50%	4	50.00%
<b>Total</b>	2423	6	683	211	30.89%	125	18.30%	177	25.92%	170	24.89%
STEAMBOAT											
Poling											
Early											
Prov											
<b>Total</b>											
Poling	2423	2	563	178	31.62%	109	19.36%	147	26.11%	129	22.91%
Early	2423	2	112	31	27.68%	15	13.39%	29	25.89%	37	33.04%
Prov	2423	2	8	2	25.00%	1	12.50%	1	12.50%	4	50.00%
<b>Total</b>	2423	6	683	211	30.89%	125	18.30%	177	25.92%	170	24.89%