

JOE SHIRLEY, JR.
CHAIRMAN OF THE BOARD
DISTRICT I
P.O. Box 1952, Chinle, AZ 86503

TOM M. WHITE, JR.
VICE-CHAIR OF THE BOARD
DISTRICT II
P.O. Box 994, Ganado, AZ 86505

BARRY WELLER
MEMBER OF THE BOARD
DISTRICT III
P.O. Box 428, St. Johns, AZ 85936

BOARD OF SUPERVISORS
OF APACHE COUNTY


P.O. BOX 428
ST. JOHNS, ARIZONA 85936

TELEPHONE: (928) 337-7503
FACSIMILE: (928) 337-2003



DELWIN P. WENGERT, MANAGER-CLERK
ST. JOHNS, AZ 85936

I, Angela C. Romero, Apache County Elections Director, do hereby certify that the foregoing Summary of Votes Cast is a true, correct and complete tabulation of the votes cast at the Special Election held in Apache County, State of Arizona on the 17th day of May, 2016, showing the name of each candidate and the number of votes each candidate received, or the title of each ballot measure and the number of votes for and against in said election.




Angela C. Romero
Elections Director

5/24/16
Date


The attached thirteen (13) pages reflect the results of the May 17, 2016 Special Election. For those offices to be canvassed by the Apache County Board of Supervisors, these results are hereby approved by the Board as the Official Canvass of the May 17, 2016 Special Election.

APPROVED THIS 23rd DAY OF MAY, 2016.



Joe Shirley, Jr.
Chairman of the Board

ATTEST:



Delwin P. Wengert
Clerk of the Board

Election Summary Report
2016 Apache County May Special Election
Summary For Jurisdiction Wide, All Counters, All Races
OFFICIAL RESULTS

Date:05/19/16
 Time:17:43:57
 Page:1 of 1

Registered Voters 48587 - Cards Cast 7654 15.75%

Num. Report Precinct 41 - Num. Reporting 41 100.00%

Proposition 123			
	Total		
Number of Precincts	41		
Precincts Reporting	41	100.0 %	
Times Counted	7654/48587	15.8 %	
Total Votes	7555		
YES	5003	66.22%	
NO	2552	33.78%	

Proposition 124			
	Total		
Number of Precincts	41		
Precincts Reporting	41	100.0 %	
Times Counted	7654/48587	15.8 %	
Total Votes	7416		
YES	5264	70.98%	
NO	2152	29.02%	

Statement of Votes Cast
 2016 Apache County May Special Election
 SOVC For Jurisdiction Wide, All Counters, All Races
 OFFICIAL RESULTS

Date:05/19/16
 Time:17:45:55
 Page:1 of 12

	TURN OUT		
	Reg. Voters	Cards Cast	% Turnout
Jurisdiction Wide			
02 Alpine			
Polling	351	17	4.84%
Early Voting	351	129	36.75%
Provisional	351	3	0.85%
Total	351	149	42.45%
03 Canyon De Chelly			
Polling	3590	39	1.09%
Early Voting	3590	238	6.63%
Provisional	3590	1	0.03%
Total	3590	278	7.74%
05 Chinle			
Polling	1886	27	1.43%
Early Voting	1886	142	7.53%
Provisional	1886	5	0.27%
Total	1886	174	9.23%
09 Concho			
Polling	1742	78	4.48%
Early Voting	1742	551	31.63%
Provisional	1742	5	0.29%
Total	1742	634	36.39%
10 Cornfields			
Polling	734	40	5.45%
Early Voting	734	47	6.40%
Provisional	734	2	0.27%
Total	734	89	12.13%
11 Cottonwood			
Polling	1364	48	3.52%
Early Voting	1364	107	7.84%
Provisional	1364	1	0.07%
Total	1364	156	11.44%
13 Dennehotso			
Polling	1085	42	3.87%
Early Voting	1085	31	2.86%
Provisional	1085	1	0.09%
Total	1085	74	6.82%
16 Eagar .17 Flat Top			
Polling	2048	96	4.69%
Early Voting	2048	585	28.56%
Provisional	2048	4	0.20%
Total	2048	685	33.45%
19 Fort Defiance			
Polling	2901	90	3.10%
Early Voting	2901	313	10.79%
Provisional	2901	6	0.21%
Total	2901	409	14.10%
22 Ganado North			
Polling	745	27	3.62%
Early Voting	745	64	8.59%
Provisional	745	0	0.00%
Total	745	91	12.21%
23 Ganado South			
Polling	1183	37	3.13%
Early Voting	1183	104	8.79%
Provisional	1183	0	0.00%
Total	1183	141	11.92%
25 Greer			
Polling	142	9	6.34%
Early Voting	142	48	33.80%
Provisional	142	0	0.00%
Total	142	57	40.14%

Statement of Votes Cast
 2016 Apache County May Special Election
 SOVC For Jurisdiction Wide, All Counters, All Races
 OFFICIAL RESULTS

Date:05/19/16
 Time:17:45:55
 Page:2 of 12

	TURN OUT		
	Reg. Voters	Cards Cast	% Turnout
27 Houck			
Polling	1144	30	2.62%
Early Voting	1144	130	11.36%
Provisional	1144	2	0.17%
Total	1144	162	14.16%
29 Kinlichee			
Polling	988	39	3.95%
Early Voting	988	78	7.89%
Provisional	988	3	0.30%
Total	988	120	12.15%
31 Klagetoh			
Polling	858	38	4.43%
Early Voting	858	90	10.49%
Provisional	858	7	0.82%
Total	858	135	15.73%
33 Lukachukai			
Polling	1794	30	1.67%
Early Voting	1794	63	3.51%
Provisional	1794	4	0.22%
Total	1794	97	5.41%
35 Lupton			
Polling	683	39	5.71%
Early Voting	683	57	8.35%
Provisional	683	6	0.88%
Total	683	102	14.93%
37 McNary			
Polling	206	6	2.91%
Early Voting	206	13	6.31%
Provisional	206	0	0.00%
Total	206	19	9.22%
39 Many Farms			
Polling	1834	46	2.51%
Early Voting	1834	130	7.09%
Provisional	1834	1	0.05%
Total	1834	177	9.65%
41 Mexican Water			
Polling	236	12	5.08%
Early Voting	236	12	5.08%
Provisional	236	1	0.42%
Total	236	25	10.59%
43 Nazlini			
Polling	1029	31	3.01%
Early Voting	1029	98	9.52%
Provisional	1029	5	0.49%
Total	1029	134	13.02%
45 Nutrioso			
Polling	299	13	4.35%
Early Voting	299	139	46.49%
Provisional	299	1	0.33%
Total	299	153	51.17%
46 Oak Springs			
Polling	480	31	6.46%
Early Voting	480	47	9.79%
Provisional	480	1	0.21%
Total	480	79	16.46%
48 Puerco East 49 Puerco West			
Polling	1406	56	3.98%
Early Voting	1406	192	13.66%
Provisional	1406	9	0.64%
Total	1406	257	18.28%
51 Red Mesa			

Statement of Votes Cast
 2016 Apache County May Special Election
 SOVC For Jurisdiction Wide, All Counters, All Races
 OFFICIAL RESULTS

Date:05/19/16
 Time:17:45:55
 Page:3 of 12

	TURN OUT		
	Reg. Voters	Cards Cast	% Turnout
Polling	411	20	4.87%
Early Voting	411	13	3.16%
Provisional	411	4	0.97%
Total	411	37	9.00%
52 Red Valley			
Polling	882	32	3.63%
Early Voting	882	51	5.78%
Provisional	882	0	0.00%
Total	882	83	9.41%
54 Rock Point			
Polling	1325	48	3.62%
Early Voting	1325	51	3.85%
Provisional	1325	0	0.00%
Total	1325	99	7.47%
56 Rough Rock			
Polling	850	16	1.88%
Early Voting	850	29	3.41%
Provisional	850	0	0.00%
Total	850	45	5.29%
58 Round Rock			
Polling	941	42	4.46%
Early Voting	941	34	3.61%
Provisional	941	0	0.00%
Total	941	76	8.08%
61 St. Johns .12 Coronado			
Polling	2219	145	6.53%
Early Voting	2219	518	23.34%
Provisional	2219	10	0.45%
Total	2219	673	30.33%
65 St. Michaels			
Polling	1921	59	3.07%
Early Voting	1921	195	10.15%
Provisional	1921	5	0.26%
Total	1921	259	13.48%
67 Sawmill			
Polling	754	37	4.91%
Early Voting	754	71	9.42%
Provisional	754	2	0.27%
Total	754	110	14.59%
70 Springerville .59 Round Valley			
Polling	1656	80	4.83%
Early Voting	1656	414	25.00%
Provisional	1656	5	0.30%
Total	1656	499	30.13%
74 Steamboat			
Polling	1284	47	3.66%
Early Voting	1284	114	8.88%
Provisional	1284	5	0.39%
Total	1284	166	12.93%
76 Sweetwater			
Polling	768	24	3.13%
Early Voting	768	44	5.73%
Provisional	768	0	0.00%
Total	768	68	8.85%
78 Tachee			
Polling	632	20	3.16%
Early Voting	632	41	6.49%
Provisional	632	1	0.16%
Total	632	62	9.81%
80 Teec Nos Pos			
Polling	870	16	1.84%

Statement of Votes Cast
 2016 Apache County May Special Election
 SOVC For Jurisdiction Wide, All Counters, All Races
 OFFICIAL RESULTS

Date:05/19/16
 Time:17:45:56
 Page:4 of 12

	TURN OUT		
	Reg. Voters	Cards Cast	% Turnout
Early Voting	870	33	3.79%
Provisional	870	0	0.00%
Total	870	49	5.63%
82 Vernon			
Polling	1308	70	5.35%
Early Voting	1308	479	36.62%
Provisional	1308	5	0.38%
Total	1308	554	42.35%
84 Wheatfields			
Polling	1533	57	3.72%
Early Voting	1533	86	5.61%
Provisional	1533	1	0.07%
Total	1533	144	9.39%
86 Wide Ruins			
Polling	746	31	4.16%
Early Voting	746	60	8.04%
Provisional	746	8	1.07%
Total	746	99	13.27%
88 Window Rock			
Polling	1759	37	2.10%
Early Voting	1759	193	10.97%
Provisional	1759	4	0.23%
Total	1759	234	13.30%
Total			
Polling	48587	1702	3.50%
Early Voting	48587	5834	12.01%
Provisional	48587	118	0.24%
Total	48587	7654	15.75%

Statement of Votes Cast
 2016 Apache County May Special Election
 SOVC For Jurisdiction Wide, All Counters, All Races
 OFFICIAL RESULTS

Date:05/19/16
 Time:17:45:56
 Page:5 of 12

		Proposition 123				
		Reg. Voters	Times Counted	Total Votes	YES	NO
Jurisdiction Wide						
02 Alpine						
Polling		351	17	17	4 23.53%	13 76.47%
Early Voting		351	129	128	54 42.19%	74 57.81%
Provisional		351	3	3	1 33.33%	2 66.67%
Total		351	149	148	59 39.86%	89 60.14%
03 Canyon De Chelly						
Polling		3590	39	39	32 82.05%	7 17.95%
Early Voting		3590	238	230	196 85.22%	34 14.78%
Provisional		3590	1	1	1 100.00%	0 0.00%
Total		3590	278	270	229 84.81%	41 15.19%
05 Chinle						
Polling		1886	27	27	17 62.96%	10 37.04%
Early Voting		1886	142	138	106 76.81%	32 23.19%
Provisional		1886	5	5	3 60.00%	2 40.00%
Total		1886	174	170	126 74.12%	44 25.88%
09 Concho						
Polling		1742	78	78	40 51.28%	38 48.72%
Early Voting		1742	551	551	229 41.56%	322 58.44%
Provisional		1742	5	5	3 60.00%	2 40.00%
Total		1742	634	634	272 42.90%	362 57.10%
10 Cornfields						
Polling		734	40	40	34 85.00%	6 15.00%
Early Voting		734	47	47	40 85.11%	7 14.89%
Provisional		734	2	2	2 100.00%	0 0.00%
Total		734	89	89	76 85.39%	13 14.61%
11 Cottonwood						
Polling		1364	48	48	44 91.67%	4 8.33%
Early Voting		1364	107	106	79 74.53%	27 25.47%
Provisional		1364	1	1	1 100.00%	0 0.00%
Total		1364	156	155	124 80.00%	31 20.00%
13 Dennehotso						
Polling		1085	42	41	36 87.80%	5 12.20%
Early Voting		1085	31	31	27 87.10%	4 12.90%
Provisional		1085	1	1	0 0.00%	1 100.00%
Total		1085	74	73	63 86.30%	10 13.70%
16 Eagar .17 Flat Top						
Polling		2048	96	96	45 46.88%	51 53.13%
Early Voting		2048	585	580	302 52.07%	278 47.93%
Provisional		2048	4	4	2 50.00%	2 50.00%
Total		2048	685	680	349 51.32%	331 48.68%
19 Fort Defiance						
Polling		2901	90	90	70 77.78%	20 22.22%
Early Voting		2901	313	307	253 82.41%	54 17.59%
Provisional		2901	6	6	4 66.67%	2 33.33%
Total		2901	409	403	327 81.14%	76 18.86%
22 Ganado North						
Polling		745	27	26	24 92.31%	2 7.69%
Early Voting		745	64	64	52 81.25%	12 18.75%
Provisional		745	0	0	0 -	0 -
Total		745	91	90	76 84.44%	14 15.56%
23 Ganado South						
Polling		1183	37	37	30 81.08%	7 18.92%
Early Voting		1183	104	102	80 78.43%	22 21.57%
Provisional		1183	0	0	0 -	0 -
Total		1183	141	139	110 79.14%	29 20.86%
25 Greer						
Polling		142	9	9	5 55.56%	4 44.44%
Early Voting		142	48	48	20 41.67%	28 58.33%
Provisional		142	0	0	0 -	0 -
Total		142	57	57	25 43.86%	32 56.14%

Statement of Votes Cast
 2016 Apache County May Special Election
 SOVC For Jurisdiction Wide, All Counters, All Races
 OFFICIAL RESULTS

Date:05/19/16
 Time:17:45:56
 Page:6 of 12

	Proposition 123					
	Reg. Voters	Times Counted	Total Votes	YES		NO
27 Houck						
Polling	1144	30	30	27 90.00%	3	10.00%
Early Voting	1144	130	129	107 82.95%	22	17.05%
Provisional	1144	2	2	2 100.00%	0	0.00%
Total	1144	162	161	136 84.47%	25	15.53%
29 Kinlichee						
Polling	988	39	38	36 94.74%	2	5.26%
Early Voting	988	78	75	67 89.33%	8	10.67%
Provisional	988	3	3	3 100.00%	0	0.00%
Total	988	120	116	106 91.38%	10	8.62%
31 Klagetoh						
Polling	858	38	38	28 73.68%	10	26.32%
Early Voting	858	90	83	71 85.54%	12	14.46%
Provisional	858	7	7	6 85.71%	1	14.29%
Total	858	135	128	105 82.03%	23	17.97%
33 Lukachukai						
Polling	1794	30	29	24 82.76%	5	17.24%
Early Voting	1794	63	62	55 88.71%	7	11.29%
Provisional	1794	4	4	4 100.00%	0	0.00%
Total	1794	97	95	83 87.37%	12	12.63%
35 Lupton						
Polling	683	39	39	35 89.74%	4	10.26%
Early Voting	683	57	57	49 85.96%	8	14.04%
Provisional	683	6	6	3 50.00%	3	50.00%
Total	683	102	102	87 85.29%	15	14.71%
37 McNary						
Polling	206	6	6	5 83.33%	1	16.67%
Early Voting	206	13	13	11 84.62%	2	15.38%
Provisional	206	0	0	0	0	
Total	206	19	19	16 84.21%	3	15.79%
39 Many Farms						
Polling	1834	46	46	41 89.13%	5	10.87%
Early Voting	1834	130	129	108 83.72%	21	16.28%
Provisional	1834	1	1	0 0.00%	1	100.00%
Total	1834	177	176	149 84.66%	27	15.34%
41 Mexican Water						
Polling	236	12	12	8 66.67%	4	33.33%
Early Voting	236	12	11	4 36.36%	7	63.64%
Provisional	236	1	1	1 100.00%	0	0.00%
Total	236	25	24	13 54.17%	11	45.83%
43 Nazlini						
Polling	1029	31	31	24 77.42%	7	22.58%
Early Voting	1029	98	95	80 84.21%	15	15.79%
Provisional	1029	5	5	3 60.00%	2	40.00%
Total	1029	134	131	107 81.68%	24	18.32%
45 Nutrioso						
Polling	299	13	13	4 30.77%	9	69.23%
Early Voting	299	139	138	53 38.41%	85	61.59%
Provisional	299	1	1	0 0.00%	1	100.00%
Total	299	153	152	57 37.50%	95	62.50%
46 Oak Springs						
Polling	480	31	30	29 96.67%	1	3.33%
Early Voting	480	47	45	29 64.44%	16	35.56%
Provisional	480	1	1	1 100.00%	0	0.00%
Total	480	79	76	59 77.63%	17	22.37%
48 Puerco East .49 Puerco West						
Polling	1406	56	55	43 78.18%	12	21.82%
Early Voting	1406	192	190	140 73.68%	50	26.32%
Provisional	1406	9	9	7 77.78%	2	22.22%
Total	1406	257	254	190 74.80%	64	25.20%
51 Red Mesa						

Statement of Votes Cast
 2016 Apache County May Special Election
 SOVC For Jurisdiction Wide, All Counters, All Races
 OFFICIAL RESULTS

Date:05/19/16
 Time:17:45:56
 Page:7 of 12

	Proposition 123					
	Reg. Voters	Times Counted	Total Votes	YES		NO
Polling	411	20	20	18	90.00%	2 10.00%
Early Voting	411	13	11	10	90.91%	1 9.09%
Provisional	411	4	4	4	100.00%	0 0.00%
Total	411	37	35	32	91.43%	3 8.57%
52 Red Valley						
Polling	882	32	31	20	64.52%	11 35.48%
Early Voting	882	51	49	28	57.14%	21 42.86%
Provisional	882	0	0	0	-	0 -
Total	882	83	80	48	60.00%	32 40.00%
54 Rock Point						
Polling	1325	48	48	41	85.42%	7 14.58%
Early Voting	1325	51	51	41	80.39%	10 19.61%
Provisional	1325	0	0	0	-	0 -
Total	1325	99	99	82	82.83%	17 17.17%
56 Rough Rock						
Polling	850	16	16	15	93.75%	1 6.25%
Early Voting	850	29	28	22	78.57%	6 21.43%
Provisional	850	0	0	0	-	0 -
Total	850	45	44	37	84.09%	7 15.91%
58 Round Rock						
Polling	941	42	41	38	92.68%	3 7.32%
Early Voting	941	34	34	27	79.41%	7 20.59%
Provisional	941	0	0	0	-	0 -
Total	941	76	75	65	86.67%	10 13.33%
61 St. Johns .12 Coronado						
Polling	2219	145	145	75	51.72%	70 48.28%
Early Voting	2219	518	514	279	54.28%	235 45.72%
Provisional	2219	10	10	5	50.00%	5 50.00%
Total	2219	673	669	359	53.66%	310 46.34%
65 St. Michaels						
Polling	1921	59	59	45	76.27%	14 23.73%
Early Voting	1921	195	193	156	80.83%	37 19.17%
Provisional	1921	5	5	4	80.00%	1 20.00%
Total	1921	259	257	205	79.77%	52 20.23%
67 Sawmill						
Polling	754	37	37	37	100.00%	0 0.00%
Early Voting	754	71	71	65	91.55%	6 8.45%
Provisional	754	2	2	1	50.00%	1 50.00%
Total	754	110	110	103	93.64%	7 6.36%
70 Springerville .59 Round Valley						
Polling	1656	80	79	32	40.51%	47 59.49%
Early Voting	1656	414	404	222	54.95%	182 45.05%
Provisional	1656	5	5	5	100.00%	0 0.00%
Total	1656	499	488	259	53.07%	229 46.93%
74 Steamboat						
Polling	1284	47	46	33	71.74%	13 28.26%
Early Voting	1284	114	111	96	86.49%	15 13.51%
Provisional	1284	5	5	5	100.00%	0 0.00%
Total	1284	166	162	134	82.72%	28 17.28%
76 Sweetwater						
Polling	768	24	24	21	87.50%	3 12.50%
Early Voting	768	44	40	28	70.00%	12 30.00%
Provisional	768	0	0	0	-	0 -
Total	768	68	64	49	76.56%	15 23.44%
78 Tachee						
Polling	632	20	19	17	89.47%	2 10.53%
Early Voting	632	41	40	37	92.50%	3 7.50%
Provisional	632	1	1	1	100.00%	0 0.00%
Total	632	62	60	55	91.67%	5 8.33%
80 Teec Nos Pos						
Polling	870	16	16	15	93.75%	1 6.25%

Statement of Votes Cast
 2016 Apache County May Special Election
 SOVC For Jurisdiction Wide, All Counters, All Races
 OFFICIAL RESULTS

Date:05/19/16
 Time:17:45:56
 Page:8 of 12

	Proposition 123					
	Reg. Voters	Times Counted	Total Votes	YES		NO
Early Voting	870	33	32	24	75.00%	8 25.00%
Provisional	870	0	0	0	-	0
Total	870	49	48	39	81.25%	9 18.75%
82 Vernon						
Polling	1308	70	70	25	35.71%	45 64.29%
Early Voting	1308	479	474	194	40.93%	280 59.07%
Provisional	1308	5	5	3	60.00%	2 40.00%
Total	1308	554	549	222	40.44%	327 59.56%
84 Wheatfields						
Polling	1533	57	57	46	80.70%	11 19.30%
Early Voting	1533	86	85	73	85.88%	12 14.12%
Provisional	1533	1	1	1	100.00%	0 0.00%
Total	1533	144	143	120	83.92%	23 16.08%
86 Wide Ruins						
Polling	746	31	31	26	83.87%	5 16.13%
Early Voting	746	60	60	48	80.00%	12 20.00%
Provisional	746	8	8	8	100.00%	0 0.00%
Total	746	99	99	82	82.83%	17 17.17%
88 Window Rock						
Polling	1759	37	37	28	75.68%	9 24.32%
Early Voting	1759	193	190	138	72.63%	52 27.37%
Provisional	1759	4	4	2	50.00%	2 50.00%
Total	1759	234	231	168	72.73%	63 27.27%
Total						
Polling	48587	1702	1691	1217	71.97%	474 28.03%
Early Voting	48587	5834	5746	3700	64.39%	2046 35.61%
Provisional	48587	118	118	86	72.88%	32 27.12%
Total	48587	7654	7555	5003	66.22%	2552 33.78%

Statement of Votes Cast
 2016 Apache County May Special Election
 SOVC For Jurisdiction Wide, All Counters, All Races
 OFFICIAL RESULTS

Date:05/19/16
 Time:17:45:56
 Page:9 of 12

	Proposition 124					
	Reg. Voters	Times Counted	Total Votes	YES		NO
Jurisdiction Wide						
02 Alpine						
Polling	351	17	16	7 43.75%		9 56.25%
Early Voting	351	129	127	88 69.29%		39 30.71%
Provisional	351	3	3	3 100.00%		0 0.00%
Total	351	149	146	98 67.12%		48 32.88%
03 Canyon De Chelly						
Polling	3590	39	38	29 76.32%		9 23.68%
Early Voting	3590	238	227	189 83.26%		38 16.74%
Provisional	3590	1	1	1 100.00%		0 0.00%
Total	3590	278	266	219 82.33%		47 17.67%
05 Chinle						
Polling	1886	27	26	16 61.54%		10 38.46%
Early Voting	1886	142	139	117 84.17%		22 15.83%
Provisional	1886	5	4	2 50.00%		2 50.00%
Total	1886	174	169	135 79.88%		34 20.12%
09 Concho						
Polling	1742	78	77	47 61.04%		30 38.96%
Early Voting	1742	551	541	326 60.26%		215 39.74%
Provisional	1742	5	5	3 60.00%		2 40.00%
Total	1742	634	623	376 60.35%		247 39.65%
10 Cornfields						
Polling	734	40	40	32 80.00%		8 20.00%
Early Voting	734	47	46	35 76.09%		11 23.91%
Provisional	734	2	2	2 100.00%		0 0.00%
Total	734	89	88	69 78.41%		19 21.59%
11 Cottonwood						
Polling	1364	48	48	39 81.25%		9 18.75%
Early Voting	1364	107	105	79 75.24%		26 24.76%
Provisional	1364	1	1	1 100.00%		0 0.00%
Total	1364	156	154	119 77.27%		35 22.73%
13 Dennehotso						
Polling	1085	42	33	26 78.79%		7 21.21%
Early Voting	1085	31	29	25 86.21%		4 13.79%
Provisional	1085	1	1	0 0.00%		1 100.00%
Total	1085	74	63	51 80.95%		12 19.05%
16 Eagar .17 Flat Top						
Polling	2048	96	94	63 67.02%		31 32.98%
Early Voting	2048	585	558	343 61.47%		215 38.53%
Provisional	2048	4	4	1 25.00%		3 75.00%
Total	2048	685	656	407 62.04%		249 37.96%
19 Fort Defiance						
Polling	2901	90	88	67 76.14%		21 23.86%
Early Voting	2901	313	302	251 83.11%		51 16.89%
Provisional	2901	6	6	3 50.00%		3 50.00%
Total	2901	409	396	321 81.06%		75 18.94%
22 Ganado North						
Polling	745	27	27	24 88.89%		3 11.11%
Early Voting	745	64	64	47 73.44%		17 26.56%
Provisional	745	0	0	0 -		0 -
Total	745	91	91	71 78.02%		20 21.98%
23 Ganado South						
Polling	1183	37	34	23 67.65%		11 32.35%
Early Voting	1183	104	100	76 76.00%		24 24.00%
Provisional	1183	0	0	0 -		0 -
Total	1183	141	134	99 73.88%		35 26.12%
25 Greer						
Polling	142	9	9	6 66.67%		3 33.33%
Early Voting	142	48	48	32 66.67%		16 33.33%
Provisional	142	0	0	0 -		0 -
Total	142	57	57	38 66.67%		19 33.33%

Statement of Votes Cast
 2016 Apache County May Special Election
 SOVC For Jurisdiction Wide, All Counters, All Races
 OFFICIAL RESULTS

Date:05/19/16
 Time:17:45:56
 Page:10 of 12

	Proposition 124					
	Reg. Voters	Times Counted	Total Votes	YES		NO
27 Houck						
Polling	1144	30	30	25	83.33%	5 16.67%
Early Voting	1144	130	129	101	78.29%	28 21.71%
Provisional	1144	2	2	2	100.00%	0 0.00%
Total	1144	162	161	128	79.50%	33 20.50%
29 Kinlichee						
Polling	988	39	39	32	82.05%	7 17.95%
Early Voting	988	78	73	60	82.19%	13 17.81%
Provisional	988	3	3	3	100.00%	0 0.00%
Total	988	120	115	95	82.61%	20 17.39%
31 Klagetoh						
Polling	858	38	37	29	78.38%	8 21.62%
Early Voting	858	90	83	70	84.34%	13 15.66%
Provisional	858	7	7	5	71.43%	2 28.57%
Total	858	135	127	104	81.89%	23 18.11%
33 Lukachukai						
Polling	1794	30	28	21	75.00%	7 25.00%
Early Voting	1794	63	59	51	86.44%	8 13.56%
Provisional	1794	4	4	4	100.00%	0 0.00%
Total	1794	97	91	76	83.52%	15 16.48%
35 Lupton						
Polling	683	39	38	30	78.95%	8 21.05%
Early Voting	683	57	57	41	71.93%	16 28.07%
Provisional	683	6	6	3	50.00%	3 50.00%
Total	683	102	101	74	73.27%	27 26.73%
37 McNary						
Polling	206	6	6	4	66.67%	2 33.33%
Early Voting	206	13	12	6	50.00%	6 50.00%
Provisional	206	0	0	0	-	0 -
Total	206	19	18	10	55.56%	8 44.44%
39 Many Farms						
Polling	1834	46	45	40	88.89%	5 11.11%
Early Voting	1834	130	126	95	75.40%	31 24.60%
Provisional	1834	1	1	0	0.00%	1 100.00%
Total	1834	177	172	135	78.49%	37 21.51%
41 Mexican Water						
Polling	236	12	12	11	91.67%	1 8.33%
Early Voting	236	12	12	7	58.33%	5 41.67%
Provisional	236	1	1	0	0.00%	1 100.00%
Total	236	25	25	18	72.00%	7 28.00%
43 Nazlini						
Polling	1029	31	31	25	80.65%	6 19.35%
Early Voting	1029	98	97	67	69.07%	30 30.93%
Provisional	1029	5	4	3	75.00%	1 25.00%
Total	1029	134	132	95	71.97%	37 28.03%
45 Nutrioso						
Polling	299	13	13	11	84.62%	2 15.38%
Early Voting	299	139	136	69	50.74%	67 49.26%
Provisional	299	1	1	1	100.00%	0 0.00%
Total	299	153	150	81	54.00%	69 46.00%
46 Oak Springs						
Polling	480	31	31	24	77.42%	7 22.58%
Early Voting	480	47	45	27	60.00%	18 40.00%
Provisional	480	1	1	1	100.00%	0 0.00%
Total	480	79	77	52	67.53%	25 32.47%
48 Puerco East .49 Puerco West						
Polling	1406	56	56	42	75.00%	14 25.00%
Early Voting	1406	192	183	126	68.85%	57 31.15%
Provisional	1406	9	9	7	77.78%	2 22.22%
Total	1406	257	248	175	70.56%	73 29.44%
51 Red Mesa						

Statement of Votes Cast
 2016 Apache County May Special Election
 SOVC For Jurisdiction Wide, All Counters, All Races
 OFFICIAL RESULTS

Date:05/19/16
 Time:17:45:56
 Page:11 of 12

	Proposition 124					
	Reg. Voters	Times Counted	Total Votes	YES	NO	
Polling	411	20	20	18 90.00%	2 10.00%	
Early Voting	411	13	10	10 100.00%	0 0.00%	
Provisional	411	4	4	4 100.00%	0 0.00%	
Total	411	37	34	32 94.12%	2 5.88%	
52 Red Valley						
Polling	882	32	32	28 87.50%	4 12.50%	
Early Voting	882	51	47	38 80.85%	9 19.15%	
Provisional	882	0	0	0 -	0 -	
Total	882	83	79	66 83.54%	13 16.46%	
54 Rock Point						
Polling	1325	48	48	42 87.50%	6 12.50%	
Early Voting	1325	51	51	39 76.47%	12 23.53%	
Provisional	1325	0	0	0 -	0 -	
Total	1325	99	99	81 81.82%	18 18.18%	
56 Rough Rock						
Polling	850	16	16	16 100.00%	0 0.00%	
Early Voting	850	29	27	18 66.67%	9 33.33%	
Provisional	850	0	0	0 -	0 -	
Total	850	45	43	34 79.07%	9 20.93%	
58 Round Rock						
Polling	941	42	42	36 85.71%	6 14.29%	
Early Voting	941	34	34	25 73.53%	9 26.47%	
Provisional	941	0	0	0 -	0 -	
Total	941	76	76	61 80.26%	15 19.74%	
61 St. Johns .12 Coronado						
Polling	2219	145	143	89 62.24%	54 37.76%	
Early Voting	2219	518	503	292 58.05%	211 41.95%	
Provisional	2219	10	9	7 77.78%	2 22.22%	
Total	2219	673	655	388 59.24%	267 40.76%	
65 St. Michaels						
Polling	1921	59	58	44 75.86%	14 24.14%	
Early Voting	1921	195	182	139 76.37%	43 23.63%	
Provisional	1921	5	5	4 80.00%	1 20.00%	
Total	1921	259	245	187 76.33%	58 23.67%	
67 Sawmill						
Polling	754	37	37	33 89.19%	4 10.81%	
Early Voting	754	71	67	52 77.61%	15 22.39%	
Provisional	754	2	2	1 50.00%	1 50.00%	
Total	754	110	106	86 81.13%	20 18.87%	
70 Springerville .59 Round Valley						
Polling	1656	80	80	47 58.75%	33 41.25%	
Early Voting	1656	414	405	270 66.67%	135 33.33%	
Provisional	1656	5	4	4 100.00%	0 0.00%	
Total	1656	499	489	321 65.64%	168 34.36%	
74 Steamboat						
Polling	1284	47	47	36 76.60%	11 23.40%	
Early Voting	1284	114	107	81 75.70%	26 24.30%	
Provisional	1284	5	5	5 100.00%	0 0.00%	
Total	1284	166	159	122 76.73%	37 23.27%	
76 Sweetwater						
Polling	768	24	22	20 90.91%	2 9.09%	
Early Voting	768	44	40	31 77.50%	9 22.50%	
Provisional	768	0	0	0 -	0 -	
Total	768	68	62	51 82.26%	11 17.74%	
78 Tachee						
Polling	632	20	20	17 85.00%	3 15.00%	
Early Voting	632	41	39	36 92.31%	3 7.69%	
Provisional	632	1	1	1 100.00%	0 0.00%	
Total	632	62	60	54 90.00%	6 10.00%	
80 Teec Nos Pos						
Polling	870	16	16	16 100.00%	0 0.00%	

Statement of Votes Cast
 2016 Apache County May Special Election
 SOVC For Jurisdiction Wide, All Counters, All Races
 OFFICIAL RESULTS

Date:05/19/16
 Time:17:45:56
 Page:12 of 12

		Proposition 124						
		Reg. Voters	Times Counted	Total Votes	YES	NO		
Early Voting		870	33	33	23	69.70%	10	30.30%
Provisional		870	0	0	0	-	0	-
Total		870	49	49	39	79.59%	10	20.41%
82 Vernon								
Polling		1308	70	69	47	68.12%	22	31.88%
Early Voting		1308	479	468	277	59.19%	191	40.81%
Provisional		1308	5	5	4	80.00%	1	20.00%
Total		1308	554	542	328	60.52%	214	39.48%
84 Wheatfields								
Polling		1533	57	57	48	84.21%	9	15.79%
Early Voting		1533	86	85	74	87.06%	11	12.94%
Provisional		1533	1	1	1	100.00%	0	0.00%
Total		1533	144	143	123	86.01%	20	13.99%
86 Wide Ruins								
Polling		746	31	31	26	83.87%	5	16.13%
Early Voting		746	60	57	41	71.93%	16	28.07%
Provisional		746	8	8	7	87.50%	1	12.50%
Total		746	99	96	74	77.08%	22	22.92%
88 Window Rock								
Polling		1759	37	37	32	86.49%	5	13.51%
Early Voting		1759	193	178	135	75.84%	43	24.16%
Provisional		1759	4	4	4	100.00%	0	0.00%
Total		1759	234	219	171	78.08%	48	21.92%
Total								
Polling		48587	1702	1671	1268	75.88%	403	24.12%
Early Voting		48587	5834	5631	3909	69.42%	1722	30.58%
Provisional		48587	118	114	87	76.32%	27	23.68%
Total		48587	7654	7416	5264	70.98%	2152	29.02%

Provisional Ballot Statistics

2016 SPECIAL , 05/17/2016

Status	Reason	Poll	Abs.	Early	Total
ACCEPTED					
	<None>	39	0	0	39
	ADMINISTRATIVE ERROR	6	0	0	6
	EARLY BALLOT	73	0	0	73
	Total ACCEPTED	118	0	0	118
REJECTED					
	EARLY BALLOT	2	0	0	2
	EMPTY ENVELOPE	9	0	0	9
	INCOMPLETE	1	0	0	1
	NOT REGISTERED	10	0	0	10
	NOT SIGNED	1	0	0	1
	VOTED EARLY BALLOT	3	0	0	3
	VOTED IN WRONG VOTING AREA	11	0	0	11
	Total REJECTED	37	0	0	37
	Grand Total	155	0	0	155